thank you!

Thank you so much for purchasing from cultivating brilliant minds!

How to earn FREE TPT credits:

Go to "My Purchases" and click on "Leave Review." After you submit your review, TPT will add free credits to your balance that you can use at checkout!

Purchased on cultivatingbrilliantminds.com?

Your credits have already been applied to your account!

Questions, Comments, Concerns?

Feel free to email me at stacie@cultivatingbrilliantminds.com with any questions or concerns!

Follow me on Instagram and Pinterest

@ cultivating brilliant minds

Click here for FREEBIES

thanks to:

Thank you to these amazing TPT authors:

Bunny On A Cloud

Barefoot & Bilingual Clipart

Party Head Graphics

The Exceptional Playground

EduClips

MarieClips

Creative Clips

Creating 4 the Classroom

Victoria Saied

Zip-A-Dee Doo-Dah

Kaitlynn Albani (KA Fonts)

CBM Clipart

Anika Clipart

Clip Art Corral

The Happy Teacher's Palette

Rainbow Sprinkle Studio

The Dreamer Teacher

Erin Colleen Design

Follow me on Tik Tok

@ cultivating brilliant mind

Click here to check out my workbooks on amazon!

thanks to:

Thank you to these amazing TPT authors:

P4 Clips

The Pencil Doodles

Crafted Cliparts

Whimsy Clips

Digitalartsi

Follow me on Tik Tok

@cultivating brilliant mind

Click here to check out my workbooks on amazon!

Follow me for more PK-2 classroom tips and resources!

LET'S CONNECT:

WANT FREEBIES SENT STRAIGHT TO YOUR INBOX EVERY MONTH?

SIGN ME UP!

@cultivatingbrilliantminds

cultivating brilliant MINDS

Check out the blog on my website!
www.cultivatingbrilliantminds.com

Name: _____

DRAW IT

© Cultivating Brilliant Minds

Directions: Draw the other half of the image. Then, color it and trace its' name.

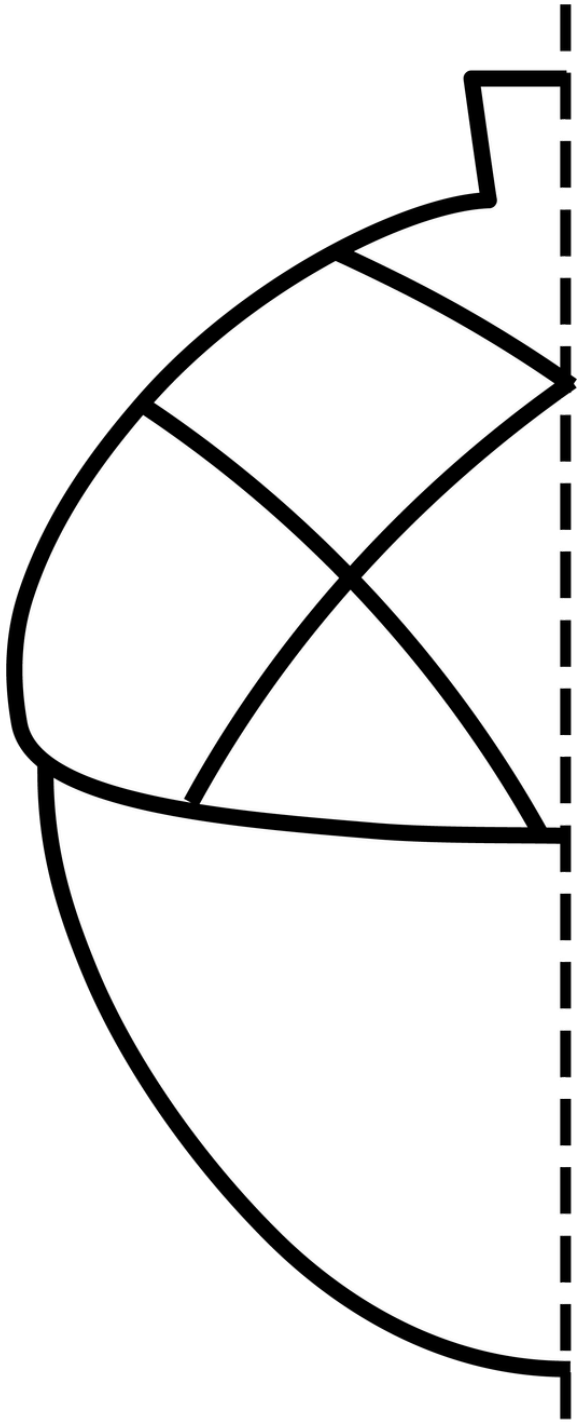

_____

acorn

Name: _____

DRAW IT

© Cultivating Brilliant Minds

Directions: Draw the other half of the image. Then, color it and trace its' name.

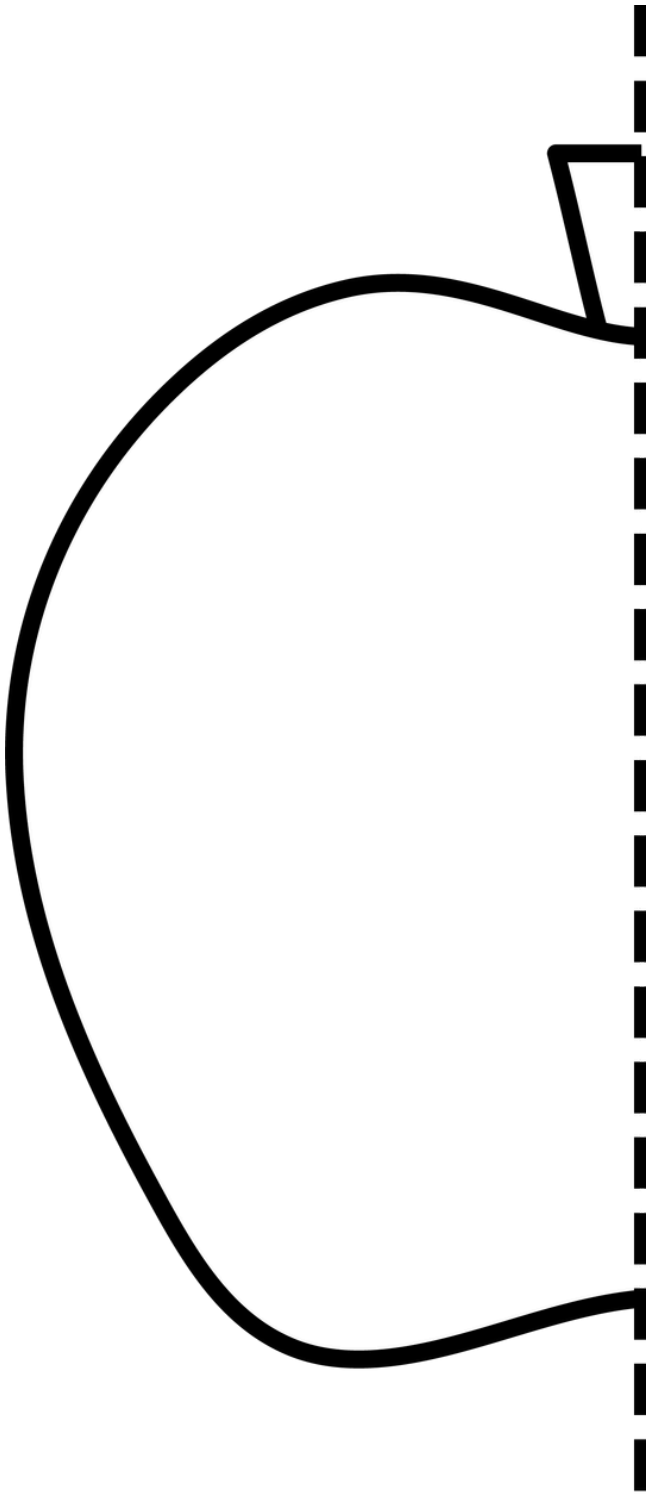

apple

Name: _____

DRAW IT

© Cultivating Brilliant Minds

Directions: Draw the other half of the image. Then, color it and trace its' name.



bat

Name: _____

DRAW IT

© Cultivating Brilliant Minds

Directions: Draw the other half of the image. Then, color it and trace its' name.

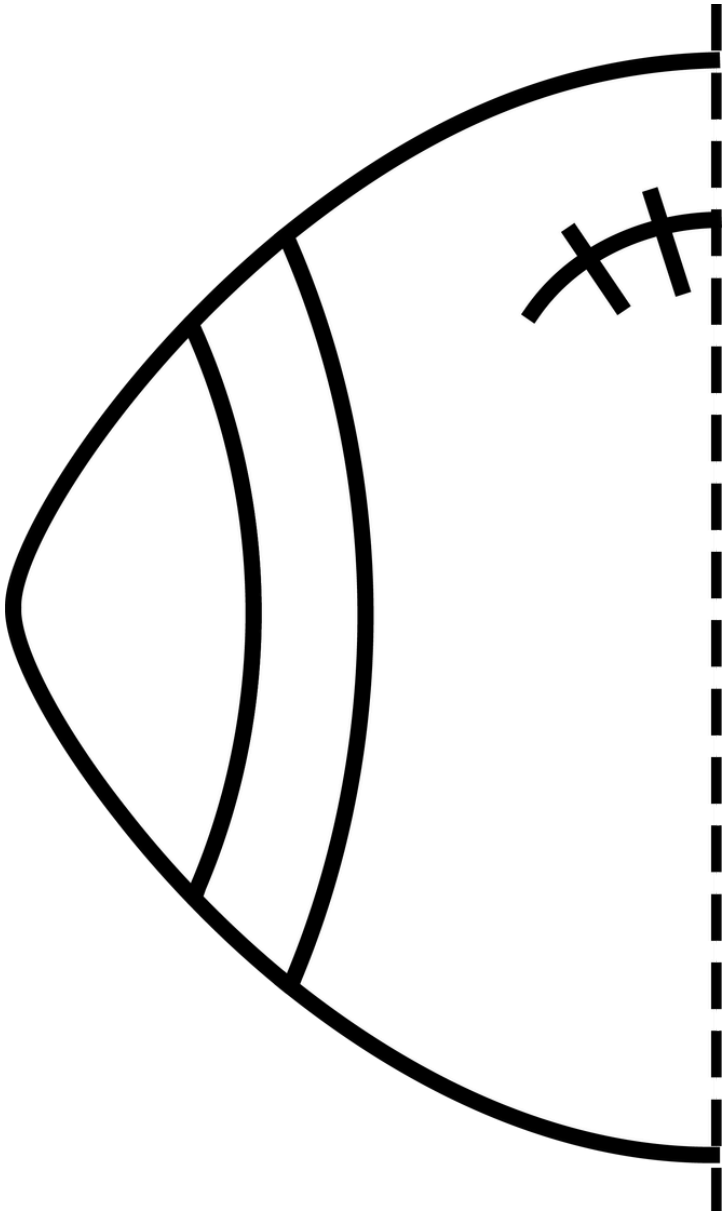

football

Name: _____

DRAW IT

© Cultivating Brilliant Minds

Directions: Draw the other half of the image. Then, color it and trace its' name.

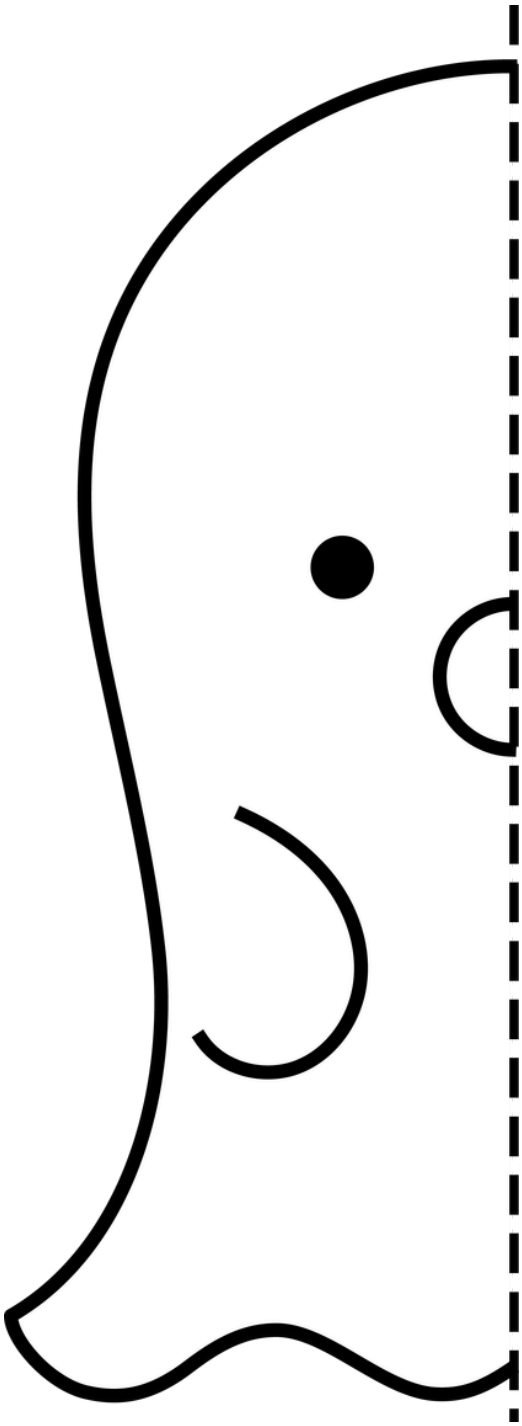

ghost

Name: _____

DRAW IT

© Cultivating Brilliant Minds

Directions: Draw the other half of the image. Then, color it and trace its' name.

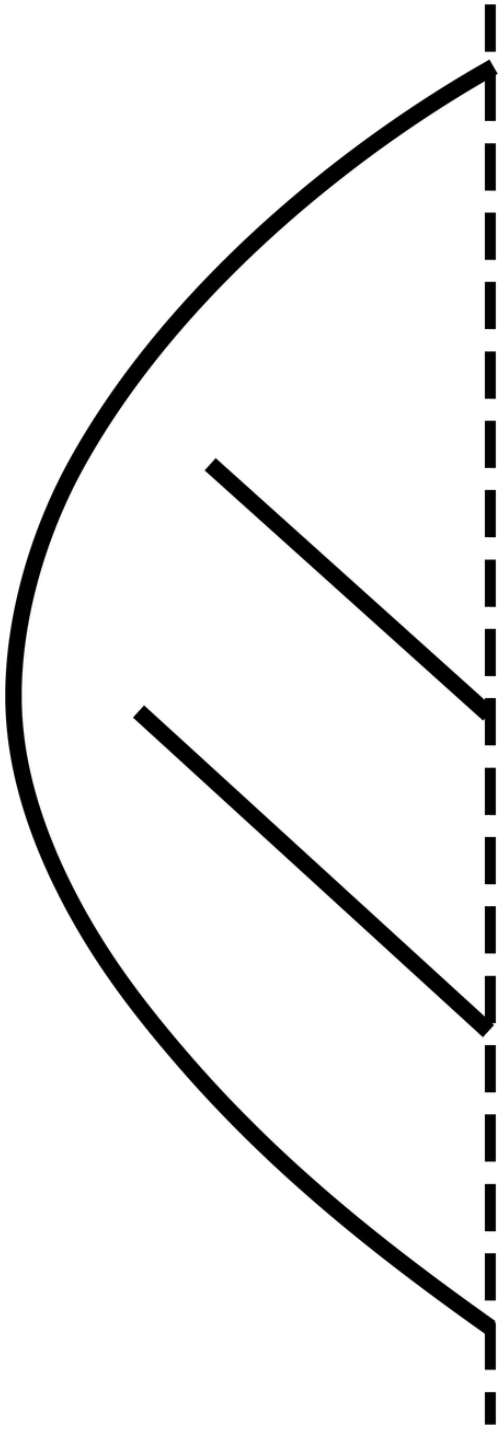

leaf

Name: _____

DRAW IT

© Cultivating Brilliant Minds

Directions: Draw the other half of the image. Then, color it and trace its' name.

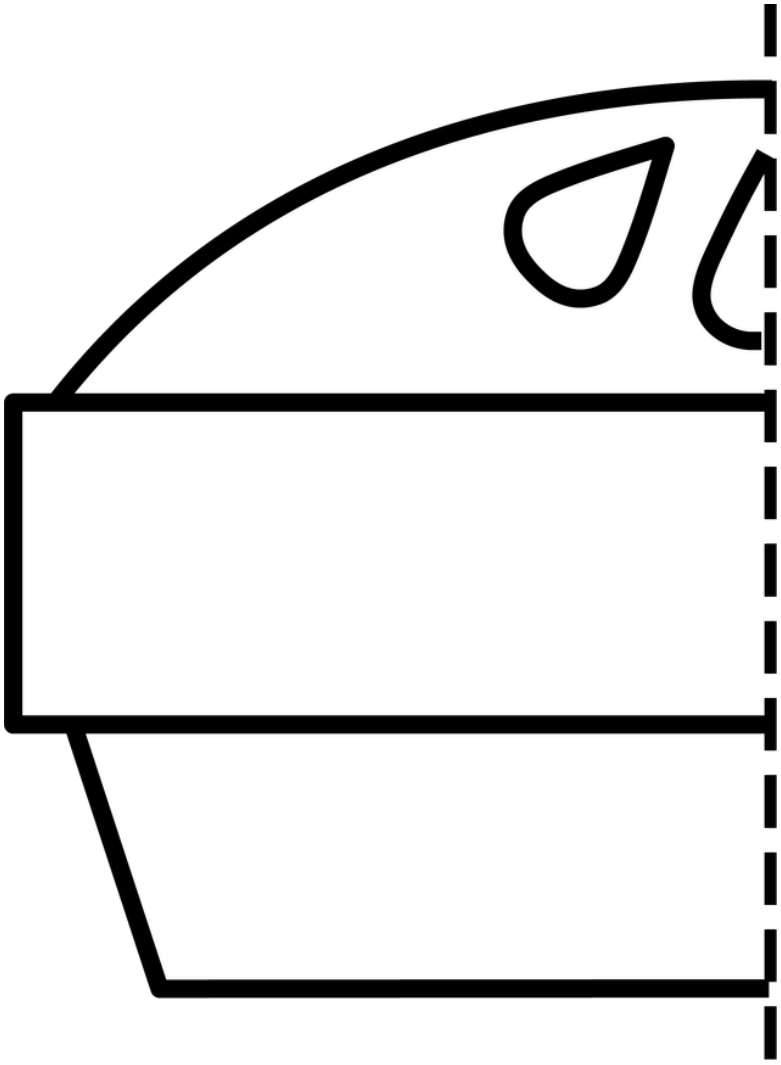

pie

Name: _____

DRAW IT

© Cultivating Brilliant Minds

Directions: Draw the other half of the image. Then, color it and trace its' name.

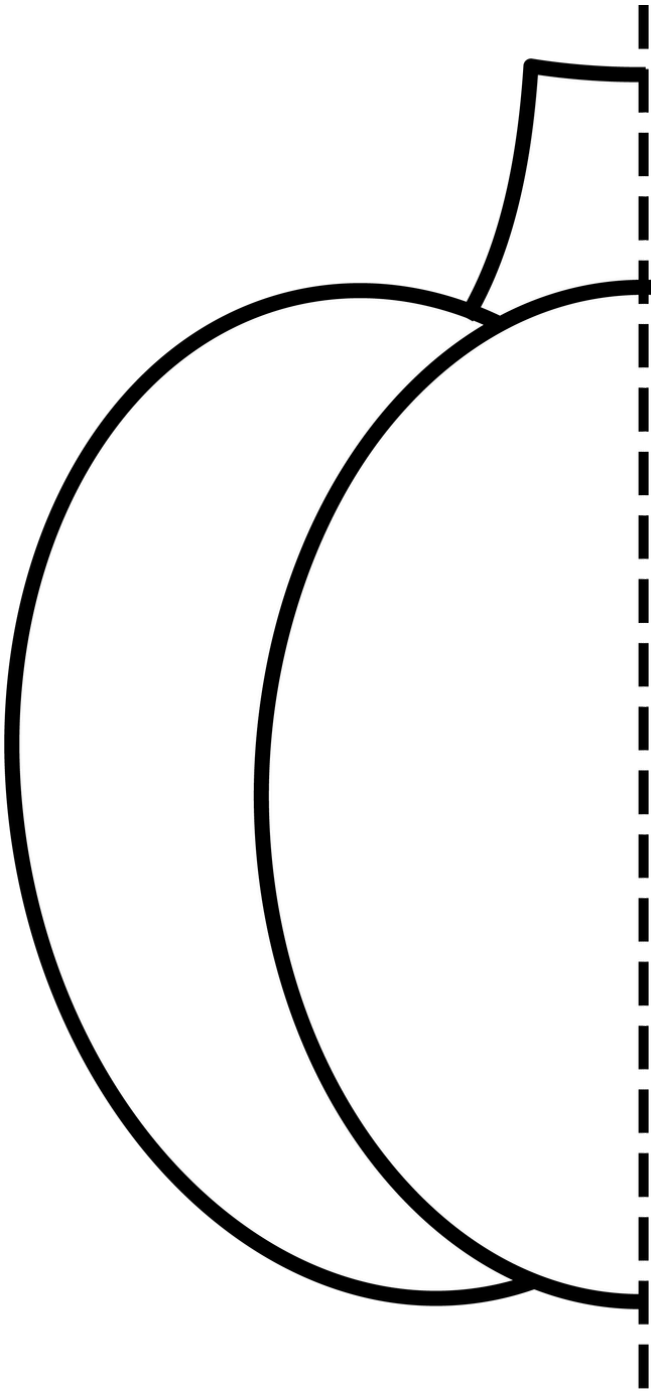

pumpkin

Name: _____

DRAW IT

© Cultivating Brilliant Minds

Directions: Draw the other half of the image. Then, color it and trace its' name.



_____

scarecrow

Name: _____

DRAW IT

© Cultivating Brilliant Minds

Directions: Draw the other half of the image. Then, color it and trace its' name.



sunflower

Name: _____

DRAW IT

© Cultivating Brilliant Minds

Directions: Draw the other half of the image. Then, color it and trace its' name.



turkey

Name: _____

DRAW IT

© Cultivating Brilliant Minds

Directions: Draw the other half of the image. Then, color it and trace its' name.

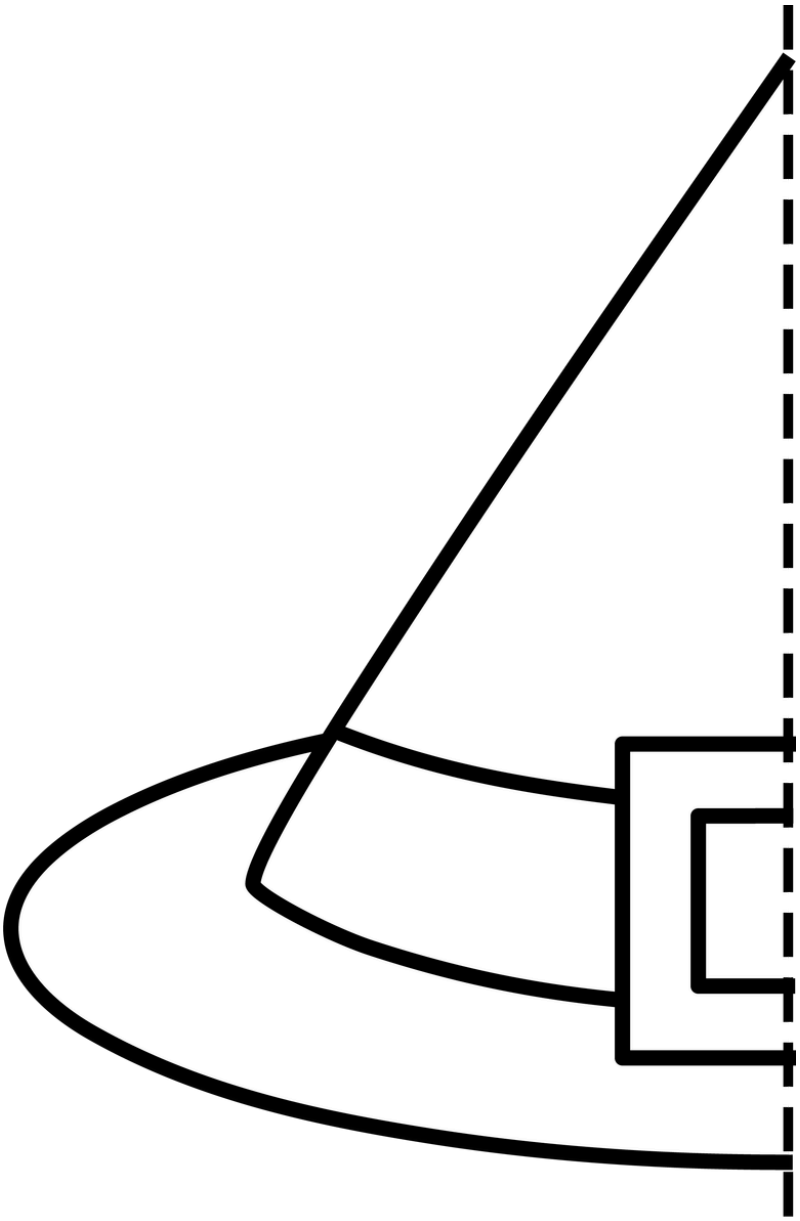

witch hat

Name: _____

DRAW IT

© Cultivating Brilliant Minds

Directions: Draw the other half of the image. Then trace its' name.

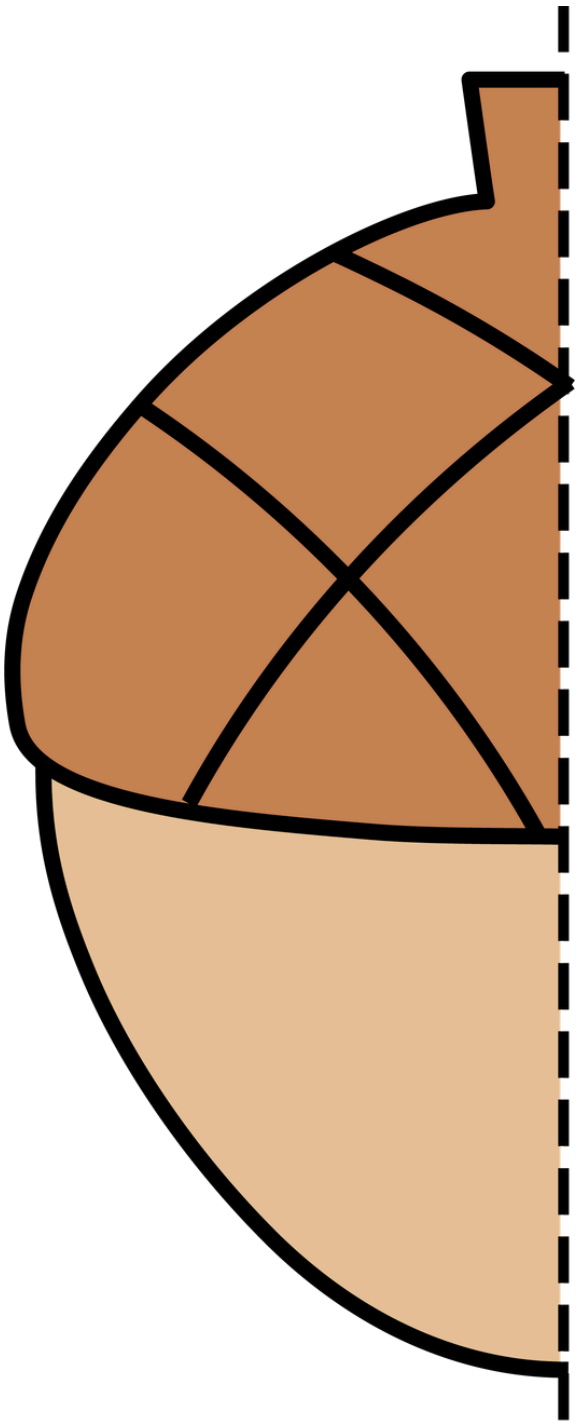

_____

acorn

Name: _____

DRAW IT

© Cultivating Brilliant Minds

Directions: Draw the other half of the image. Then trace its' name.



apple

Name: _____

DRAW IT

© Cultivating Brilliant Minds

Directions: Draw the other half of the image. Then trace its' name.



bat

Name: _____

DRAW IT

© Cultivating Brilliant Minds

Directions: Draw the other half of the image. Then trace its' name.

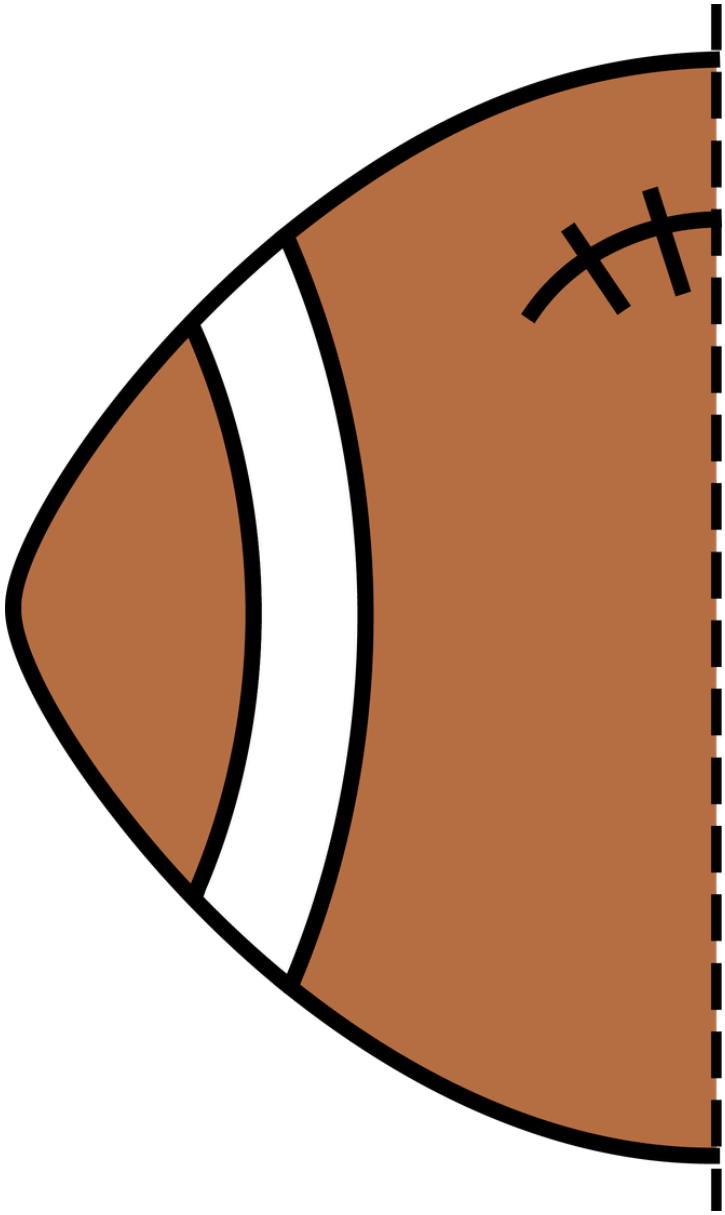

football

Name: _____

DRAW IT

© Cultivating Brilliant Minds

Directions: Draw the other half of the image. Then trace its' name.

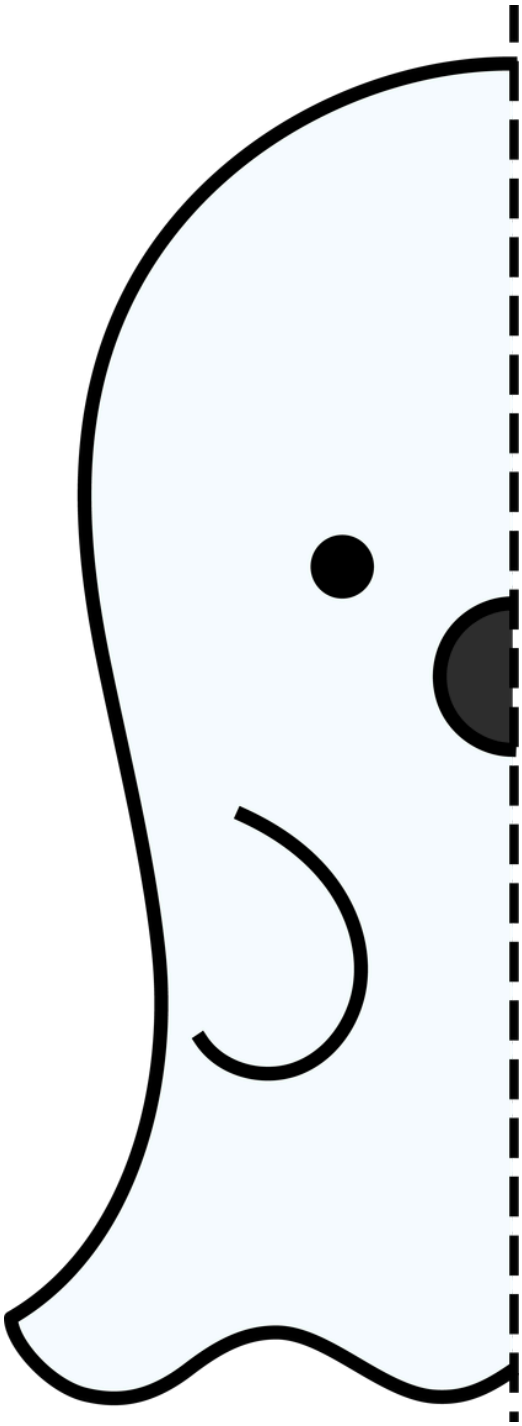

ghost

Name: _____

DRAW IT

© Cultivating Brilliant Minds

Directions: Draw the other half of the image. Then trace its' name.

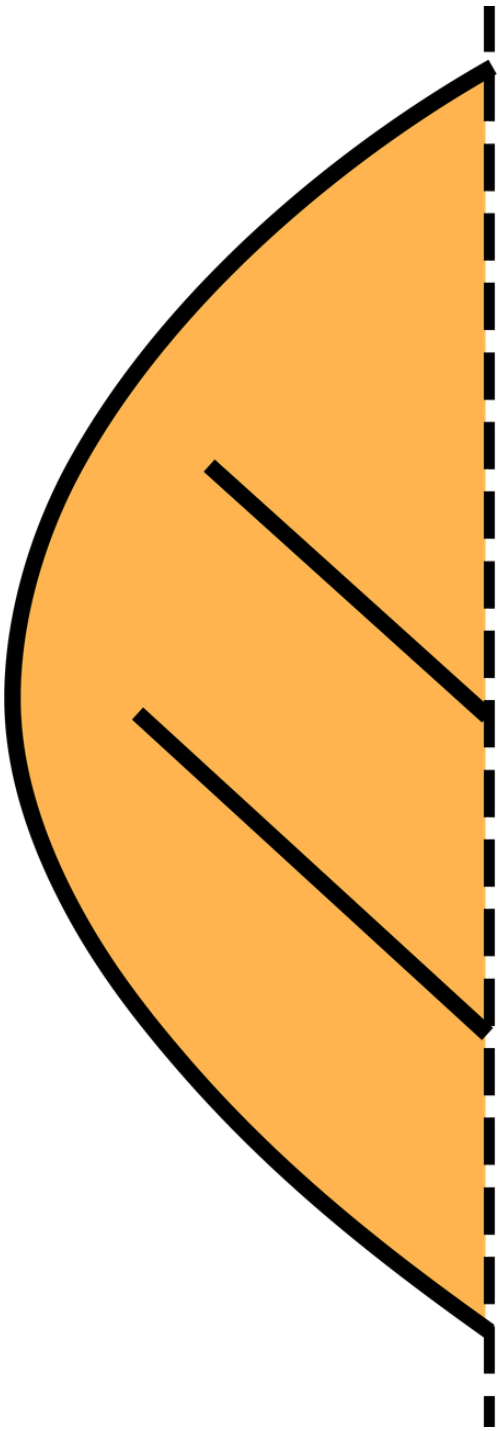

leaf

Name: _____

DRAW IT

© Cultivating Brilliant Minds

Directions: Draw the other half of the image. Then trace its' name.

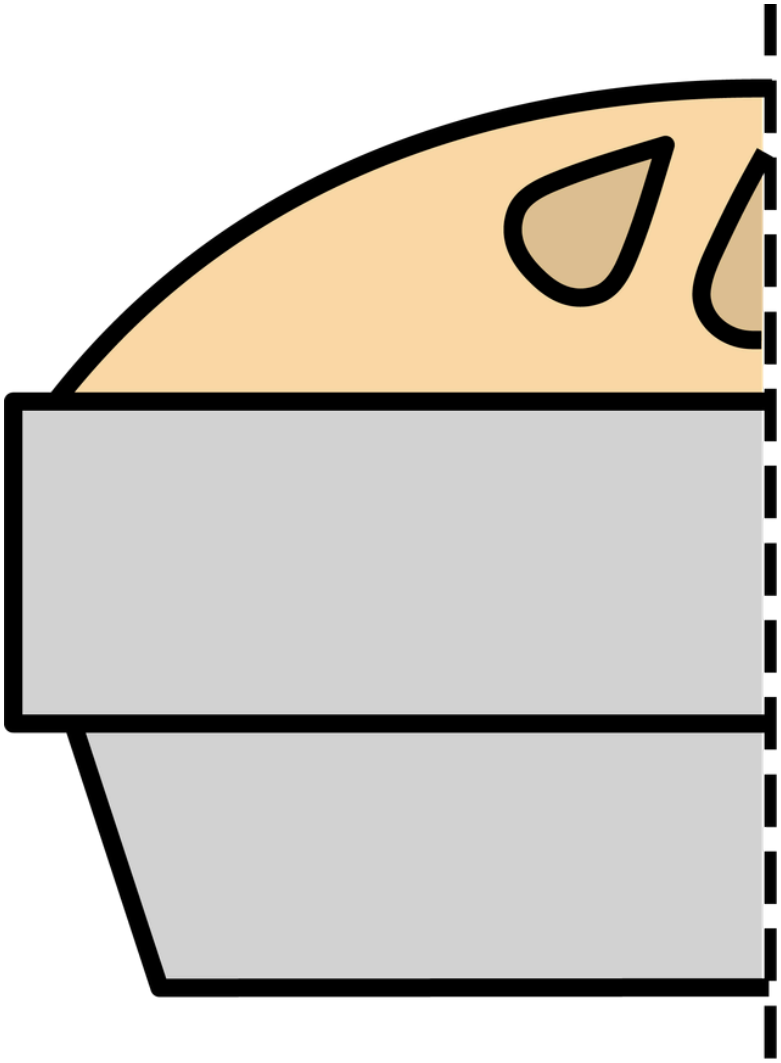

_____

pie

Name: _____

DRAW IT

© Cultivating Brilliant Minds

Directions: Draw the other half of the image. Then trace its' name.



pumpkin

Name: _____

DRAW IT

© Cultivating Brilliant Minds

Directions: Draw the other half of the image. Then trace its' name.



_____

scarecrow

Name: _____

DRAW IT

© Cultivating Brilliant Minds

Directions: Draw the other half of the image. Then trace its' name.



sunflower

Name: _____

DRAW IT

© Cultivating Brilliant Minds

Directions: Draw the other half of the image. Then trace its' name.



turkey

Name: _____

DRAW IT

© Cultivating Brilliant Minds

Directions: Draw the other half of the image. Then trace its' name.



witch hat