thank you!

Thank you so much for purchasing from cultivating brilliant minds!

How to earn FREE TPT credits:

Go to "My Purchases" and click on "Leave Review." After you submit your review, TPT will add free credits to your balance that you can use at checkout!

Purchased on cultivatingbrilliantminds.com?

Your credits have already been applied to your account!

Questions, Comments, Concerns?

Feel free to email me at stacie@cultivatingbrilliantminds.com with any questions or concerns!

Follow me on Instagram and Pinterest

@ cultivating brilliant minds

Click here for FREEBIES

thanks to:

Thank you to these amazing TPT authors:

Bunny On A Cloud

Barefoot & Bilingual Clipart

Party Head Graphics

The Exceptional Playground

EduClips

MarieClips

Creative Clips

Creating 4 the Classroom

Victoria Saied

Zip-A-Dee Doo-Dah

Kaitlynn Albani (KA Fonts)

CBM Clipart

Anika Clipart

Clip Art Corral

The Happy Teacher's Palette

Rainbow Sprinkle Studio

The Dreamer Teacher

Erin Colleen Design

Follow me on Tik Tok

@ cultivating brilliant mind

Click here to check out my workbooks on amazon!

thanks to:

Thank you to these amazing TPT authors:

P4 Clips

The Pencil Doodles

Crafted Cliparts

Whimsy Clips

Digitalartsi

Follow me on Tik Tok

@cultivating brilliant mind

Click here to check out my workbooks on amazon!

Follow me for more PK-2 classroom tips and resources!

LET'S CONNECT:

WANT FREEBIES SENT STRAIGHT TO YOUR INBOX EVERY MONTH?

SIGN ME UP!

@cultivatingbrilliantminds

cultivating brilliant MINDS

Check out the blog on my website!
www.cultivatingbrilliantminds.com

Name: _____

DOT IT

© Cultivating Brilliant Minds

Directions: Color the picture and use dot markers on the circles.

Then, trace its' name.



_____

acorn

Name: _____

DOT IT

© Cultivating Brilliant Minds

Directions: Color the picture and use dot markers on the circles.
Then, trace its' name.

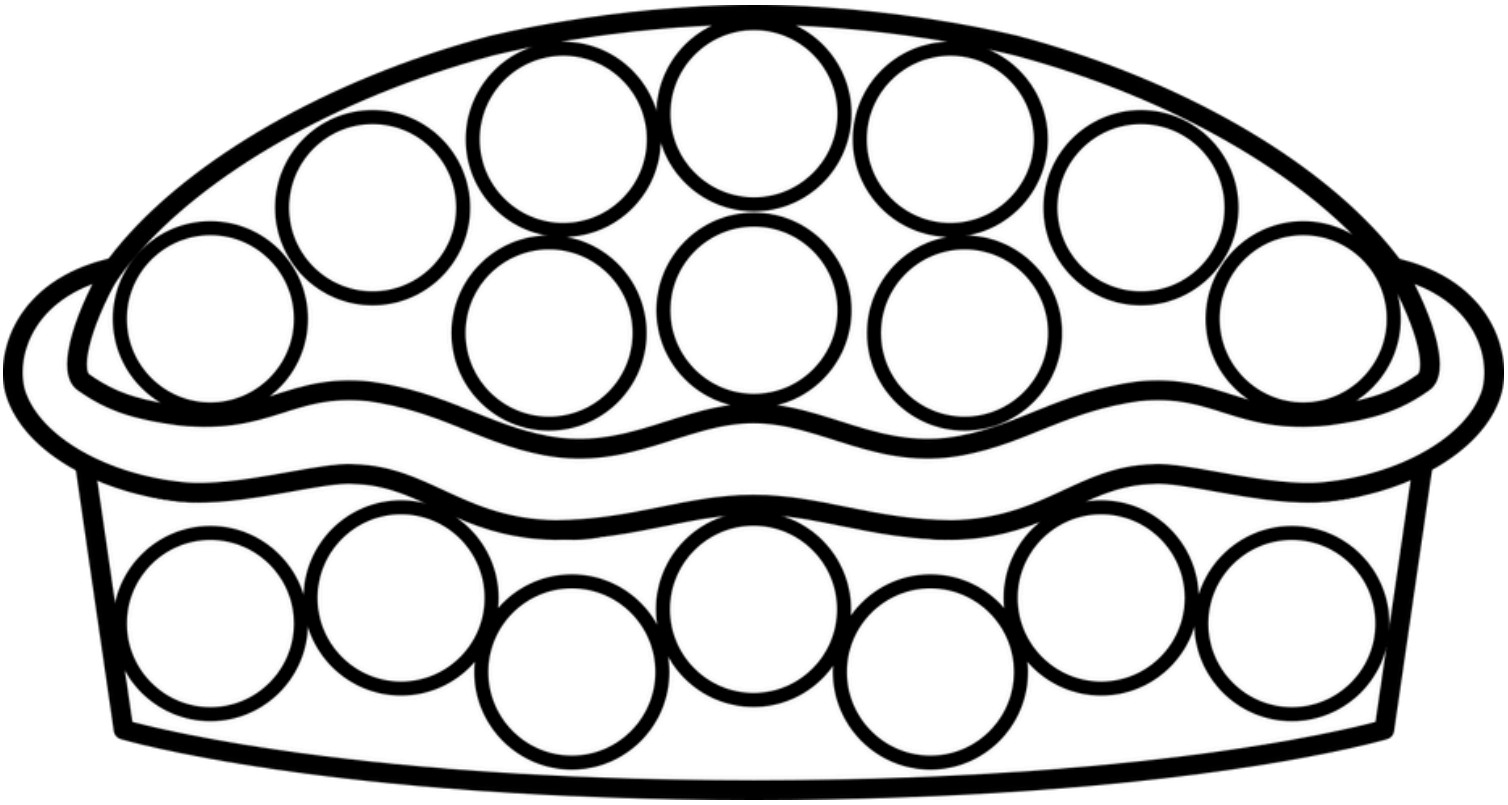

pie

Name: _____

DOT IT

© Cultivating Brilliant Minds

Directions: Color the picture and use dot markers on the circles.

Then, trace its' name.



tree

Name: _____

DOT IT

© Cultivating Brilliant Minds

Directions: Color the picture and use dot markers on the circles.
Then, trace its' name.



apple

Name: _____

DOT IT

© Cultivating Brilliant Minds

Directions: Color the picture and use dot markers on the circles.

Then, trace its' name.



_____

corn

Name: _____

DOT IT

© Cultivating Brilliant Minds

Directions: Color the picture and use dot markers on the circles.
Then, trace its' name.



hay

Name: _____

DOT IT

© Cultivating Brilliant Minds

Directions: Color the picture and use dot markers on the circles.
Then, trace its' name.



hedgehog

Name: _____

DOT IT

© Cultivating Brilliant Minds

Directions: Color the picture and use dot markers on the circles.
Then, trace its' name.

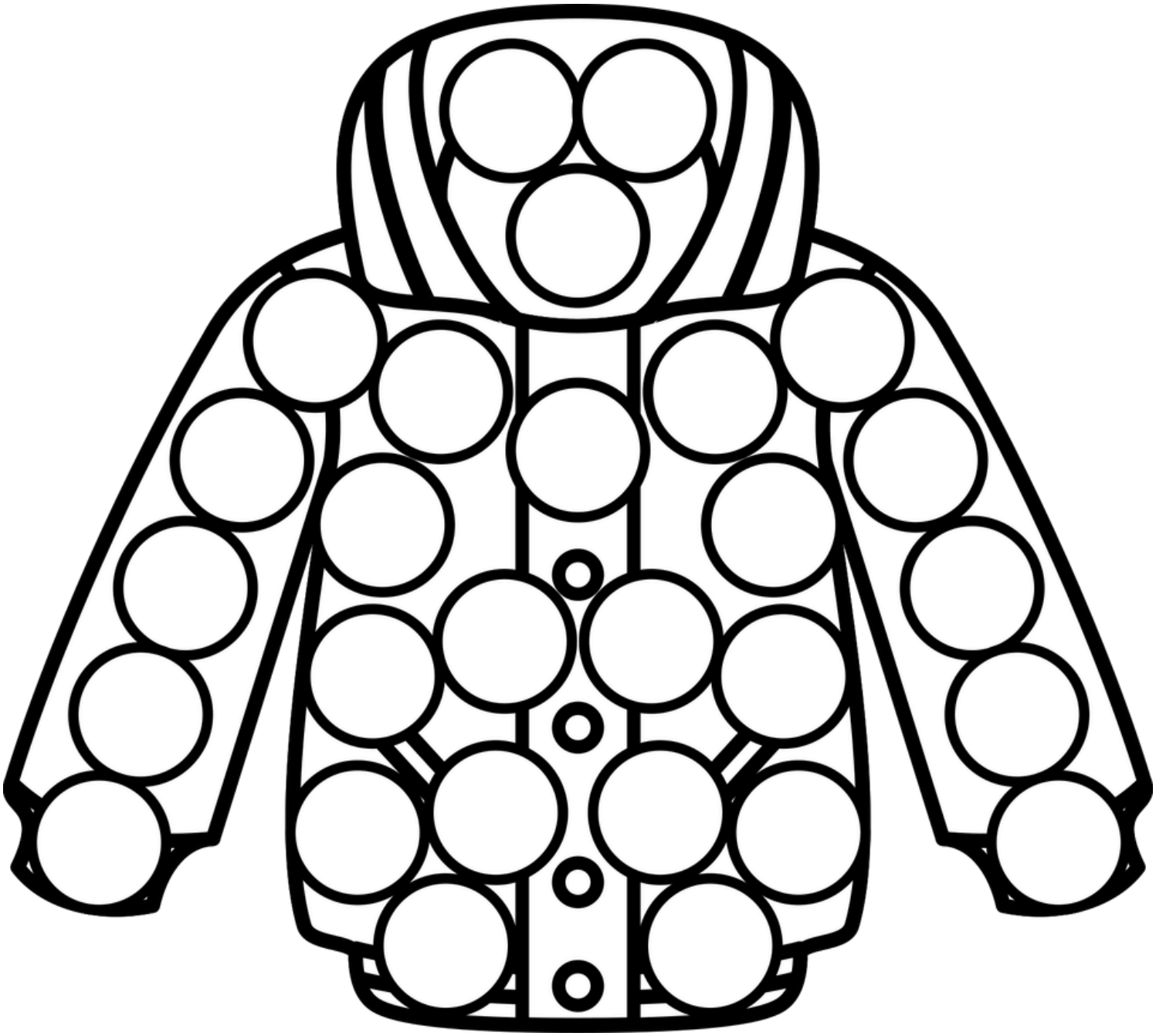

jacket

Name: _____

DOT IT

© Cultivating Brilliant Minds

Directions: Color the picture and use dot markers on the circles.

Then, trace its' name.



leaf

Name: _____

DOT IT

© Cultivating Brilliant Minds

Directions: Color the picture and use dot markers on the circles.

Then, trace its' name.



leaf

Name: _____

DOT IT

© Cultivating Brilliant Minds

Directions: Color the picture and use dot markers on the circles.

Then, trace its' name.



leaf

Name: _____

DOT IT

© Cultivating Brilliant Minds

Directions: Color the picture and use dot markers on the circles.

Then, trace its' name.



leaf

Name: _____

DOT IT

© Cultivating Brilliant Minds

Directions: Color the picture and use dot markers on the circles.

Then, trace its' name.



mushroom

Name: _____

DOT IT

© Cultivating Brilliant Minds

Directions: Color the picture and use dot markers on the circles.

Then, trace its' name.



owl

Name: _____

DOT IT

© Cultivating Brilliant Minds

Directions: Color the picture and use dot markers on the circles.
Then, trace its' name.



_____

pinecone

Name: _____

DOT IT

© Cultivating Brilliant Minds

Directions: Color the picture and use dot markers on the circles.
Then, trace its' name.



_____

pie

Name: _____

DOT IT

© Cultivating Brilliant Minds

Directions: Color the picture and use dot markers on the circles.
Then, trace its' name.



pumpkin

Name: _____

DOT IT

© Cultivating Brilliant Minds

Directions: Color the picture and use dot stickers on the circles.

Then, trace its' name.



_____

scarecrow

Name: _____

DOT IT

© Cultivating Brilliant Minds

Directions: Color the picture and use dot stickers on the circles.

Then, trace its' name.



gourd

Name: _____

DOT IT

© Cultivating Brilliant Minds

Directions: Color the picture and use dot stickers on the circles.

Then, trace its' name.



squirrel

Name: _____

DOT IT

© Cultivating Brilliant Minds

Directions: Color the picture and use dot stickers on the circles.

Then, trace its' name.



sunflower

Name: _____

DOT IT

© Cultivating Brilliant Minds

Directions: Color the picture and use dot stickers on the circles.

Then, trace its' name.

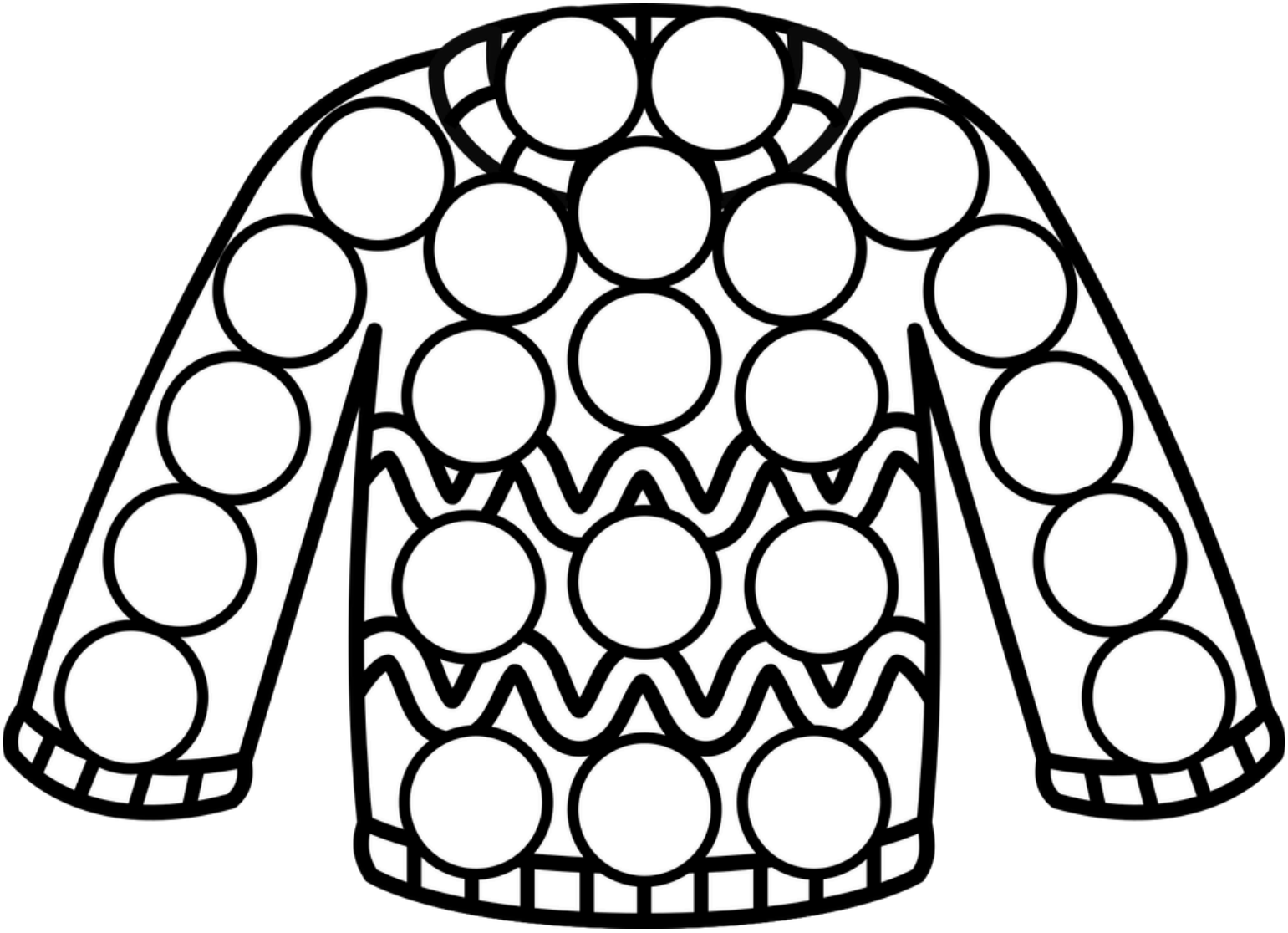

sweater

Name: _____

DOT IT

© Cultivating Brilliant Minds

Directions: Color the picture and use dot stickers on the circles.

Then, trace its' name.



Name: _____

DOT IT

© Cultivating Brilliant Minds

Directions: Color the picture and use dot stickers on the circles.

Then, trace its' name.



_____

wagon

Name: _____

DOT IT

© Cultivating Brilliant Minds

Directions: Color the picture and use dot stickers on the circles.
Then, trace its' name.

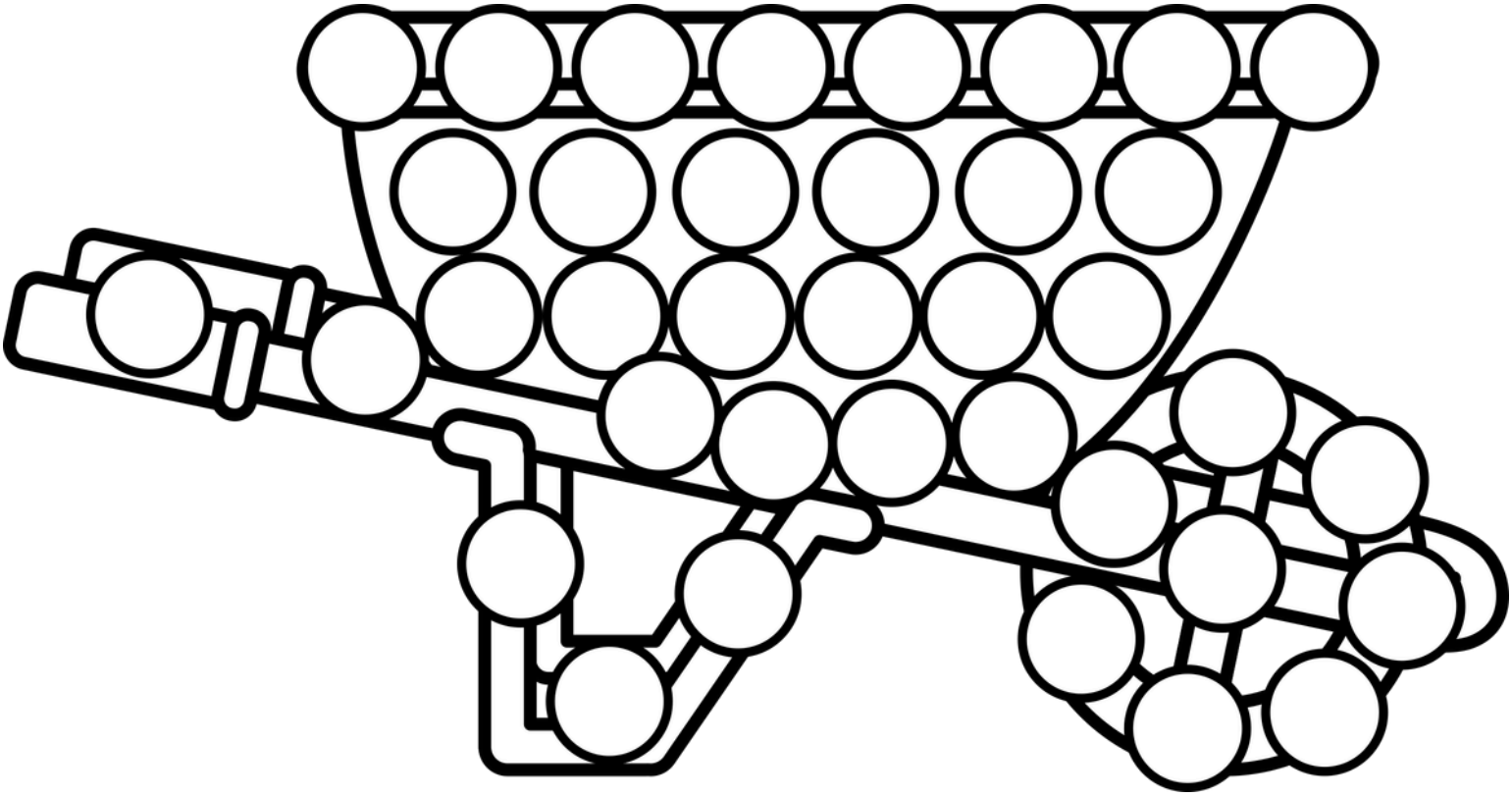

wheelbarrow

Name: _____

DOT IT

© Cultivating Brilliant Minds

Directions: Color the picture and use dot stickers on the circles.

Then, trace its' name.

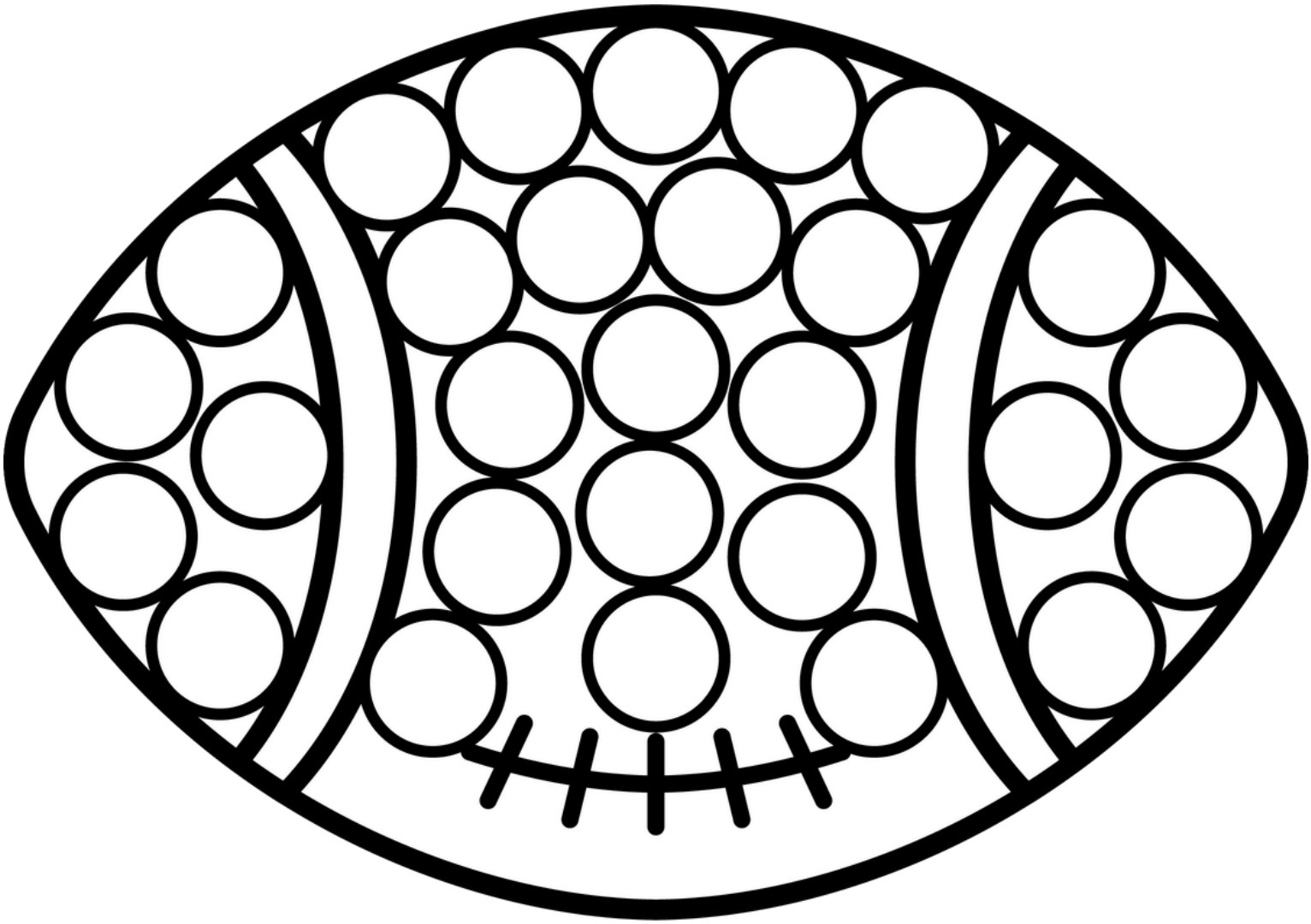

football

Name: _____

DOT IT

© Cultivating Brilliant Minds

Directions: Color the picture and use dot stickers on the circles.

Then, trace its' name.



apple

Name: _____

DOT IT

© Cultivating Brilliant Minds

Directions: Color the picture and use dot stickers on the circles.

Then, trace its' name.



_____

corn

Name: _____

DOT IT

© Cultivating Brilliant Minds

Directions: Color the picture and use dot stickers on the circles.

Then, trace its' name.



leaf