

thank you!

Thank you so much for purchasing from [cultivating brilliant minds!](#)



How to earn [FREE TPT](#) credits:

Go to "My Purchases" and click on "Leave Review." After you submit your review, TPT will add free credits to your balance that you can use at checkout!



Questions, Comments, Concerns?

Feel free to email me at cultivatingbrilliantminds@gmail.com with any questions or concerns!



Follow me
on Instagram
and Pinterest



Click here for
FREEBIES

thanks to:

Thank you to these amazing TPT authors:



Bunny On A Cloud



Barefoot & Bilingual Clipart



The Exceptional
Playground



EduClips



MarieClips



Party Head
Graphics



Creating 4 the Classroom



Creative Clips



Zip-A-Dee
Doo-Dah



Kaitlynn Albani (KA Fonts)



Victoria Saied



Anika Clipart



Clip Art Corral



The Happy
Teacher's Palette



Rainbow Sprinkle Studio



The Dreamer Teacher



Erin Colleen
Design


Follow me
on
Tik Tok

@
cultivating
brilliant
mind

Click here to check
out my workbooks
on amazon!


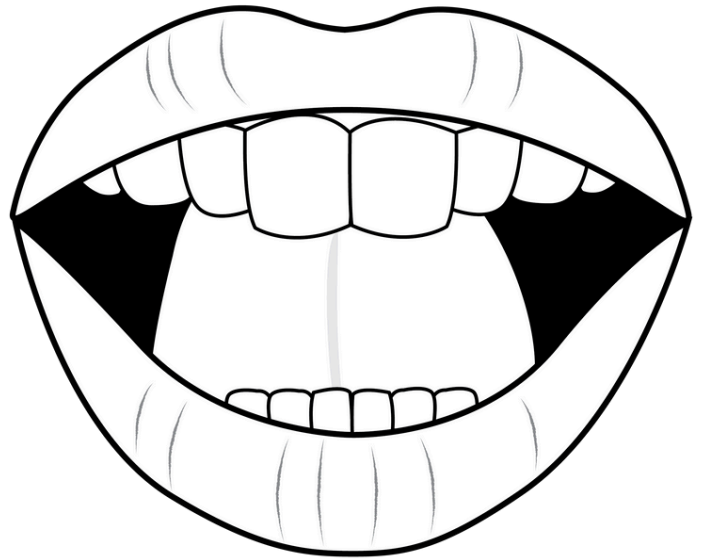
PHONICS

CENTERS



R-CONTROLLED: AR

ar



star

bark

yard

shark

jar

park

arm

ar



star

bark

yard


shark

jar

park

arm

ar



star

bark

yard

shark

jar

park

arm

ar



star

bark


yard

shark

jar

park

arm




r-controlled ar

arm




r-controlled ar

art




r-controlled ar

bark



barn

r-controlled ar



car

r-controlled ar



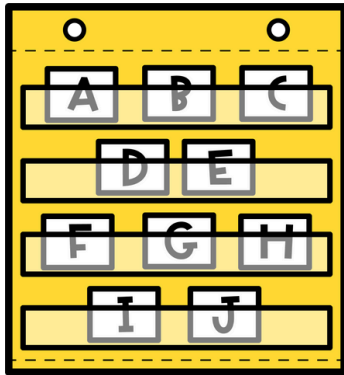
card

r-controlled ar



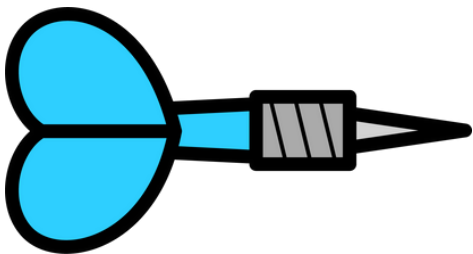
cart

r-controlled ar




chart

r-controlled ar



dart

r-controlled ar



far

r-controlled ar




farm

r-controlled ar



garden

r-controlled ar



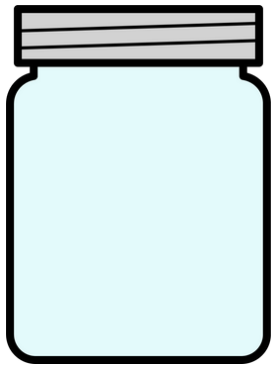
r-controlled ar

garlic




r-controlled ar

harp




r-controlled ar

jar




r-controlled ar

park



r-controlled ar

scarf



r-controlled ar

shark



r-controlled ar

star




r-controlled ar

target



r-controlled ar

yard



r-controlled ar

yarn

Name: _____

GUMBALL POP

Color the gumballs. Then, write how many you colored.



arm

popped: _____



star

popped: _____



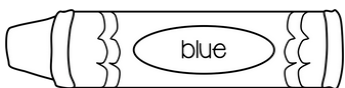
farm

popped: _____




jar

popped: _____



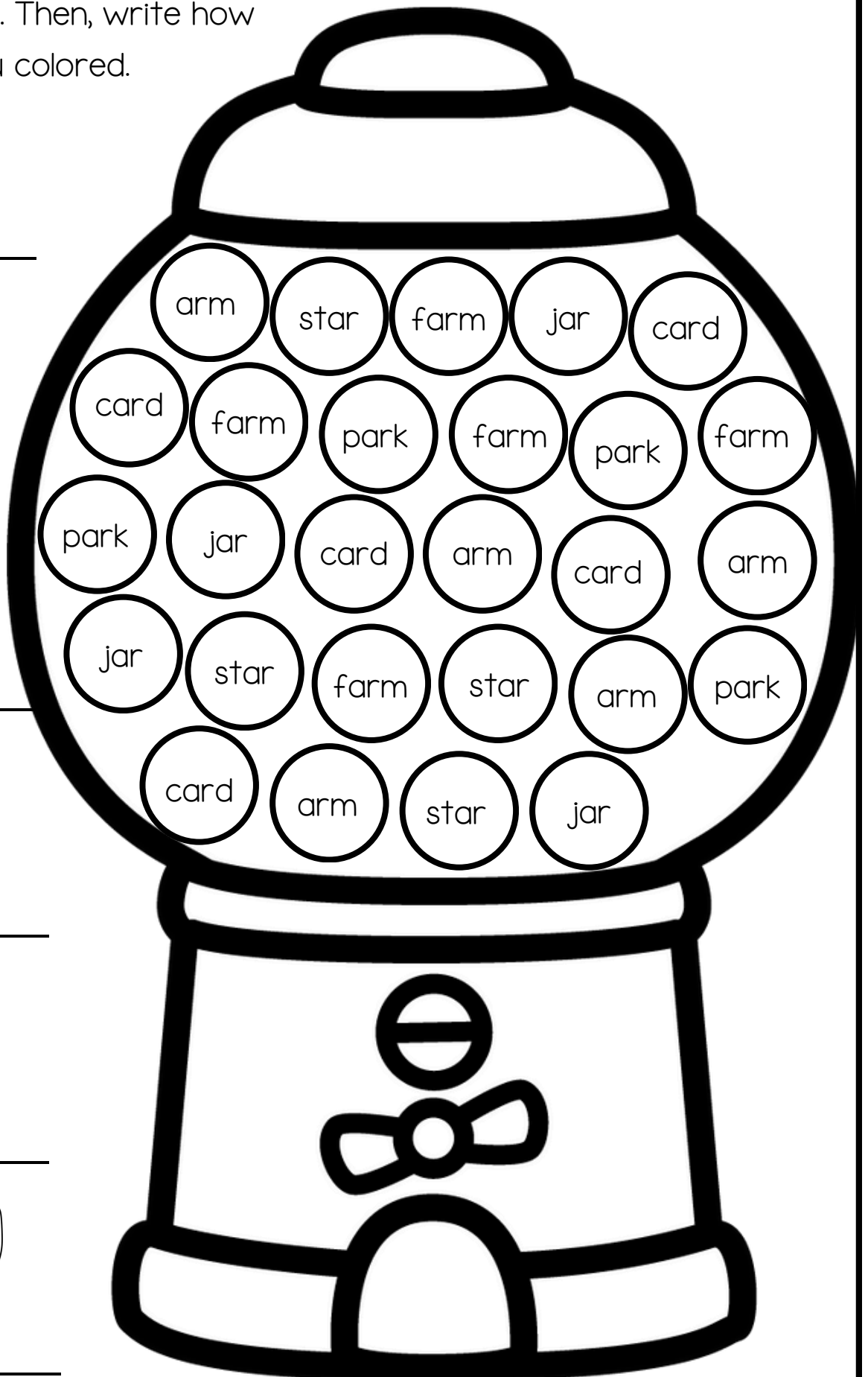
card

popped: _____



park

popped: _____



Name: _____

GUMBALL POP

Color the gumballs. Then, write how many you colored.



harp

popped: _____



shark

popped: _____



far

popped: _____



car

popped: _____



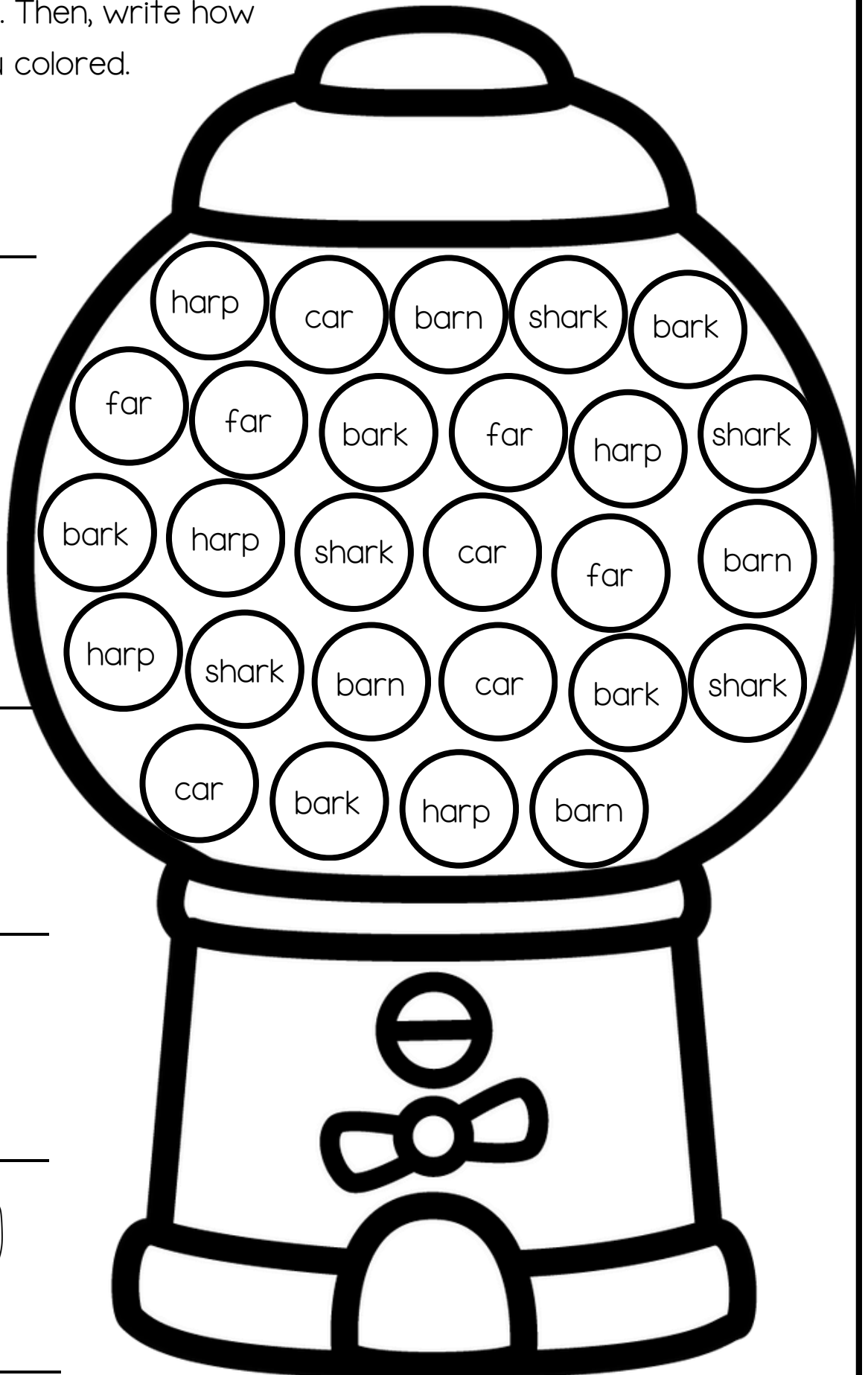
barn

popped: _____



bark





popped: _____



Name: _____

I CAN WRITE

Write the word on the line.




Name: _____


I CAN WRITE

Write the word on the line.



















barn

shark

bark

star

car

cart


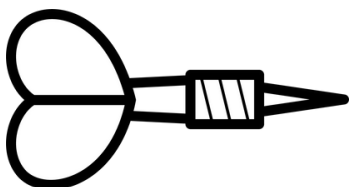
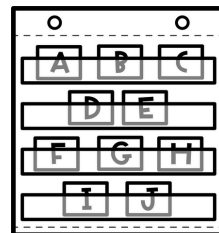
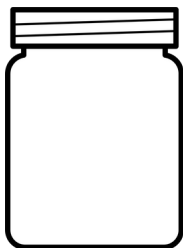


art

arm

Name: _____

I CAN WRITE


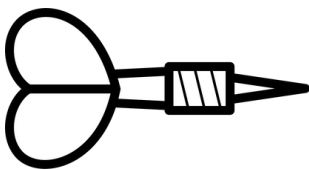
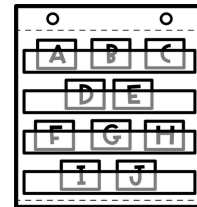
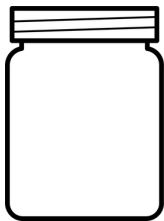

Write the word on the line.



Name: _____

I CAN WRITE

Write the word on the line.



farm

dart

harp

chart

card

jar

park

yarn

Name: _____

WORD SEARCH

Find and color the words.




Word List

- arm
- shark
- car
- bark
- card
- cart
- star
- barn
- art
- farm
- jar


Name: _____

WORD MATCH


Cut and paste the picture next to the word.




arm




shark




barn








cart



art




star




Name: _____

WORD MATCH


Cut and paste the picture next to the word.




bark




card




chart



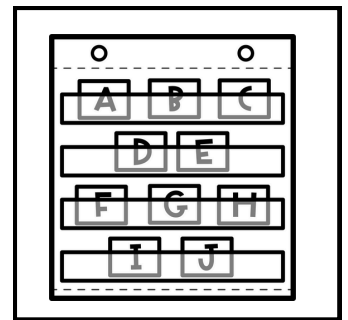



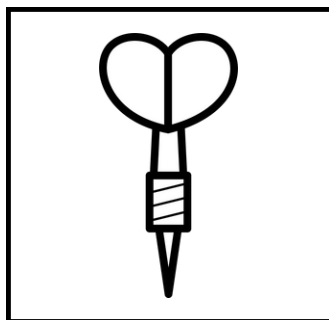

farm



car



dart




Name: _____

WORD SEARCH

Find the words in the word search.




arm



shark



cart



bark


f	b	i	e	s
l	a	r	m	h
i	r	i	e	a
a	n	f	a	r
r	i	i	n	k
t	g	b	i	n
t	c	a	r	t
f	a	r	l	g
a	r	k	o	h
d	r	y	w	t
s	t	a	r	s



art



barn



star



car


Name: _____

WORD SEARCH

Find the words in the word search.




card



dart

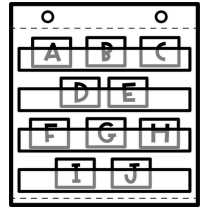


jar



yarn

d	a	r	t	f
r	i	e	i	a
c	a	r	d	r
h	f	j	h	m
a	a	a	t	h
r	i	r	h	t
t	g	w	n	p
y	a	r	n	a
i	t	n	o	r
e	a	i	a	k
h	a	r	p	t




chart



farm



park




harp


Name: _____

READ AND MATCH


Read the sentence. Match the correct picture to the sentence.




The large dog likes
to bark.



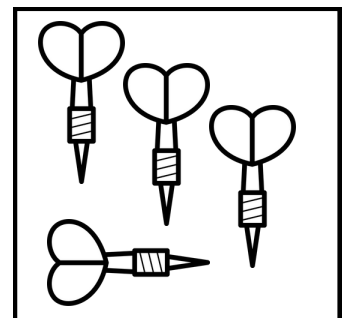



The shark is larger
than a car.



There are four darts.




The yarn is round.




Name: _____

READ AND MATCH


Read the sentence. Match the correct picture to the sentence.




There is only one dog
in the barn.






Can you put it in the
cart?



There are four stars.




The jar is in the car.




Name: _____

READ AND MATCH


Read the sentence. Match the correct picture to the sentence.




Do you want to go
to the park?




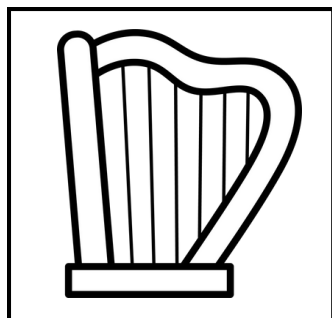

There is a bug on my
arm.



Did you get the
card?



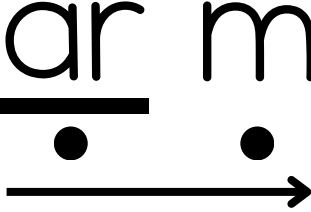

Can you play the
harp?

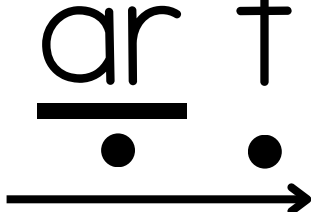



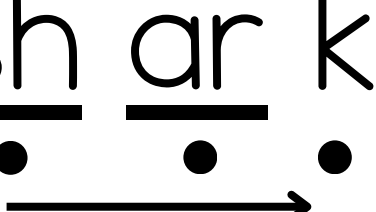
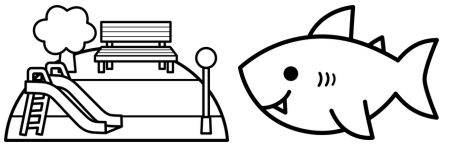
Name: _____

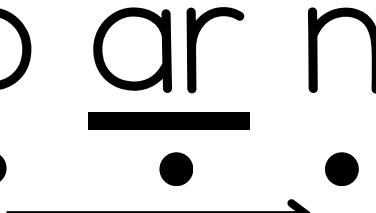

READ, WRITE, & COLOR

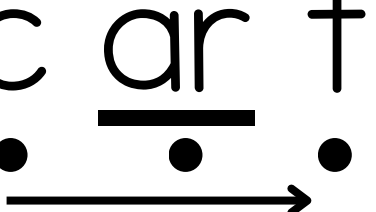

Read the word. Write the word. Then, color the correct picture.

<p>ar m</p> 	<p>_____</p> <p>-----</p> <p>_____</p>	
---	--	---

<p>ar t</p> 	<p>_____</p> <p>-----</p> <p>_____</p>	
---	--	---

<p>sh ar k</p> 	<p>_____</p> <p>-----</p> <p>_____</p>	
--	--	---

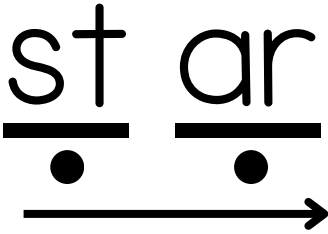

<p>b ar n</p> 	<p>_____</p> <p>-----</p> <p>_____</p>	
---	--	---

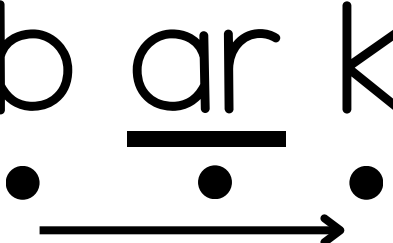

<p>c ar t</p> 	<p>_____</p> <p>-----</p> <p>_____</p>	
---	--	---

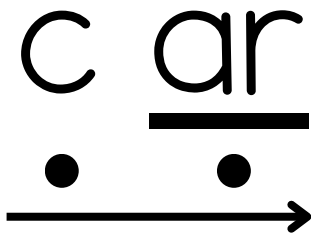

Name: _____

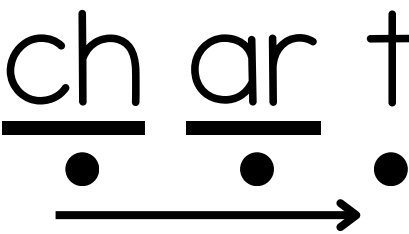

READ, WRITE, & COLOR



Read the word. Write the word. Then, color the correct picture.

<p>st ar</p> 	<p>_____</p> <p>-----</p> <p>_____</p>	
--	--	---

<p>b ar k</p> 	<p>_____</p> <p>-----</p> <p>_____</p>	
---	--	---

<p>c ar</p> 	<p>_____</p> <p>-----</p> <p>_____</p>	
---	--	--


<p>ch ar t</p> 	<p>_____</p> <p>-----</p> <p>_____</p>	
---	--	---


<p>c ar d</p> 	<p>_____</p> <p>-----</p> <p>_____</p>	
---	--	---


Name: _____


READ, WRITE, & COLOR


Read the word. Write the word. Then, color the correct picture.

d ar t • • • —————→	<hr/> <hr style="border-top: 1px dashed;"/> <hr/>	
-----------------------------------	---	---

f ar m • • • —————→	<hr/> <hr style="border-top: 1px dashed;"/> <hr/>	
-----------------------------------	---	---

j ar • • —————→	<hr/> <hr style="border-top: 1px dashed;"/> <hr/>	
---------------------------	---	--

p ar k • • • —————→	<hr/> <hr style="border-top: 1px dashed;"/> <hr/>	
-----------------------------------	---	---

y ar n • • • —————→	<hr/> <hr style="border-top: 1px dashed;"/> <hr/>	
-----------------------------------	---	---

Name: _____

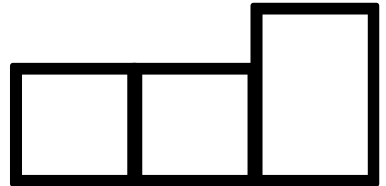

READ, COLOR, WRITE

Read the word. Write the word. Then, color the correct picture.

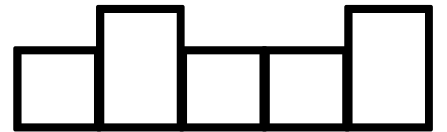

arm




art



shark



barn



cart

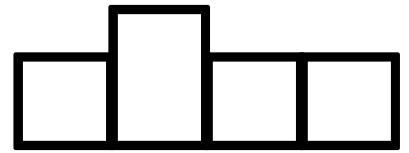



Name: _____

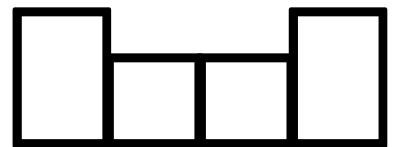

READ, COLOR, WRITE

Read the word. Write the word. Then, color the correct picture.


star



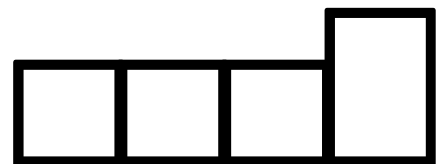
bark




car



card



chart

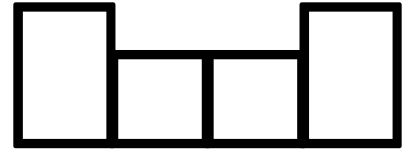



Name: _____


READ, COLOR, WRITE

Read the word. Write the word. Then, color the correct picture.

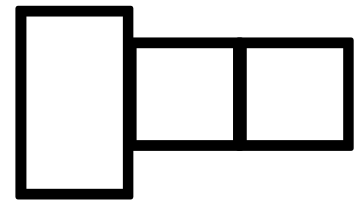
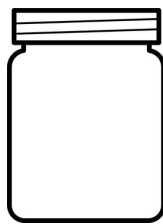
dart



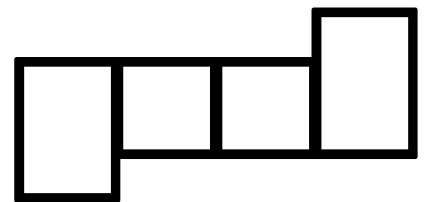
farm



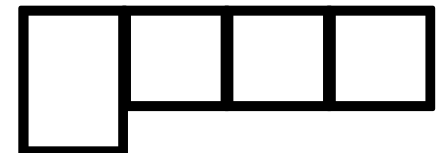

jar



park




yarn





Name: _____


Cut out the letters to build the word.


BUILD IT













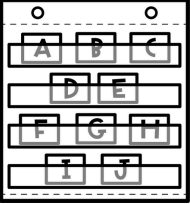



r	a
b	c
s	s
r	h
t	a
a	r
t	r
k	m
a	r
b	a
r	a
k	n

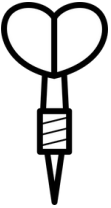
Name: _____


Cut out the letters to build the word.














BUILD IT



c	a
d	r
f	t
c	r
r	a
c	a
k	r
d	a
r	h
a	m
a	t
r	p

Name: _____



I CAN READ

Read the sentence. Color the picture that matches the sentence.

That is a large shark!



I can see more stars at the farm.



I put my arm on the cart.



Finish the sentences based on the pictures above.

The _____ is on the cart.


I see a slide at the _____.

Name: _____



I CAN READ

Read the sentence. Color the picture that matches the sentence.



There are only two balls of yarn.



There is a star on the car.



There is a barn at the farm.



Finish the sentences based on the pictures above.

There is a star and a _____ on the car.

There is a star on the car and _____.

Name: _____

MAZE

Follow the ar words through the maze.

START	car	fern	whirl
sky	star	tie	blow
yarn	jar	nerd	goat
harp	spies	twirl	turn
card	bark	farm	barn
hurt	burn	bird	park
night	art	cart	chart
cube	arm	worm	tight
dirt	shark	dart	FINISH

Name: _____

COLOR, TRACE, WRITE

Color the word. Trace the word. Write the word.

arm

arm

art

art

shark

shark

barn

barn

cart

cart

star

star

Name: _____

COLOR, TRACE, WRITE

Color the word. Trace the word. Write the word.

bark

bark

car

car

card

card

dart

dart

chart

chart

farm

farm

Name: _____

COLOR, TRACE, WRITE

Color the word. Trace the word. Write the word.

jar

jar

park

park

yarn

yarn

harp

harp

arm

arm

barn

barn

Name: _____

DRAW THE WORD

Draw a picture of the word.

arm

art

shark

barn

cart

star

Name: _____

DRAW THE WORD

Draw a picture of the word.

bark

car

jar

farm


park

yarn

Name: _____

SEARCH AND WRITE

Write the words on the line.











ar




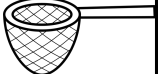
Name: _____




SECRET WORDS





Write the beginning sound of each picture in the box to create a new word.





		




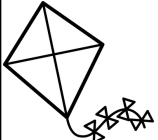
				





			




			






			





Name: _____




SECRET WORDS





Write the beginning sound of each picture in the box to create a new word.




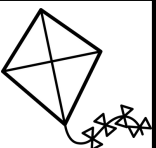
		




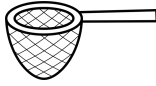
				





			





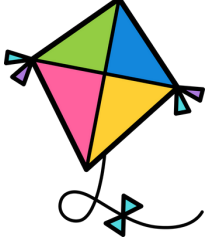
			




r-controlled ar

SECRET WORDS




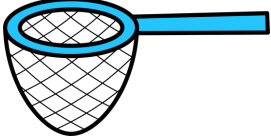
r-controlled ar

SECRET WORDS




r-controlled ar

SECRET WORDS


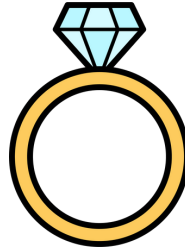


r-controlled ar



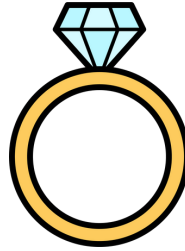

SECRET WORDS

r-controlled ar





SECRET WORDS







r-controlled ar




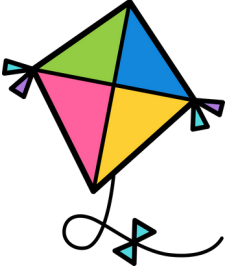
SECRET WORDS







r-controlled ar

SECRET WORDS






r-controlled ar

SECRET WORDS




r-controlled ar

SECRET WORDS





r-controlled ar

SECRET WORDS




r-controlled ar

SECRET WORDS





r-controlled ar

SECRET WORDS



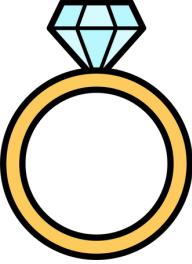
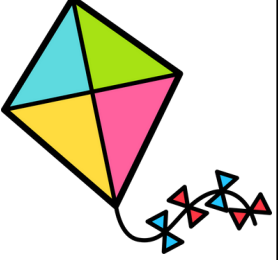
r-controlled ar

SECRET WORDS




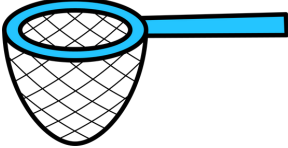
r-controlled ar

SECRET WORDS





r-controlled ar

SECRET WORDS

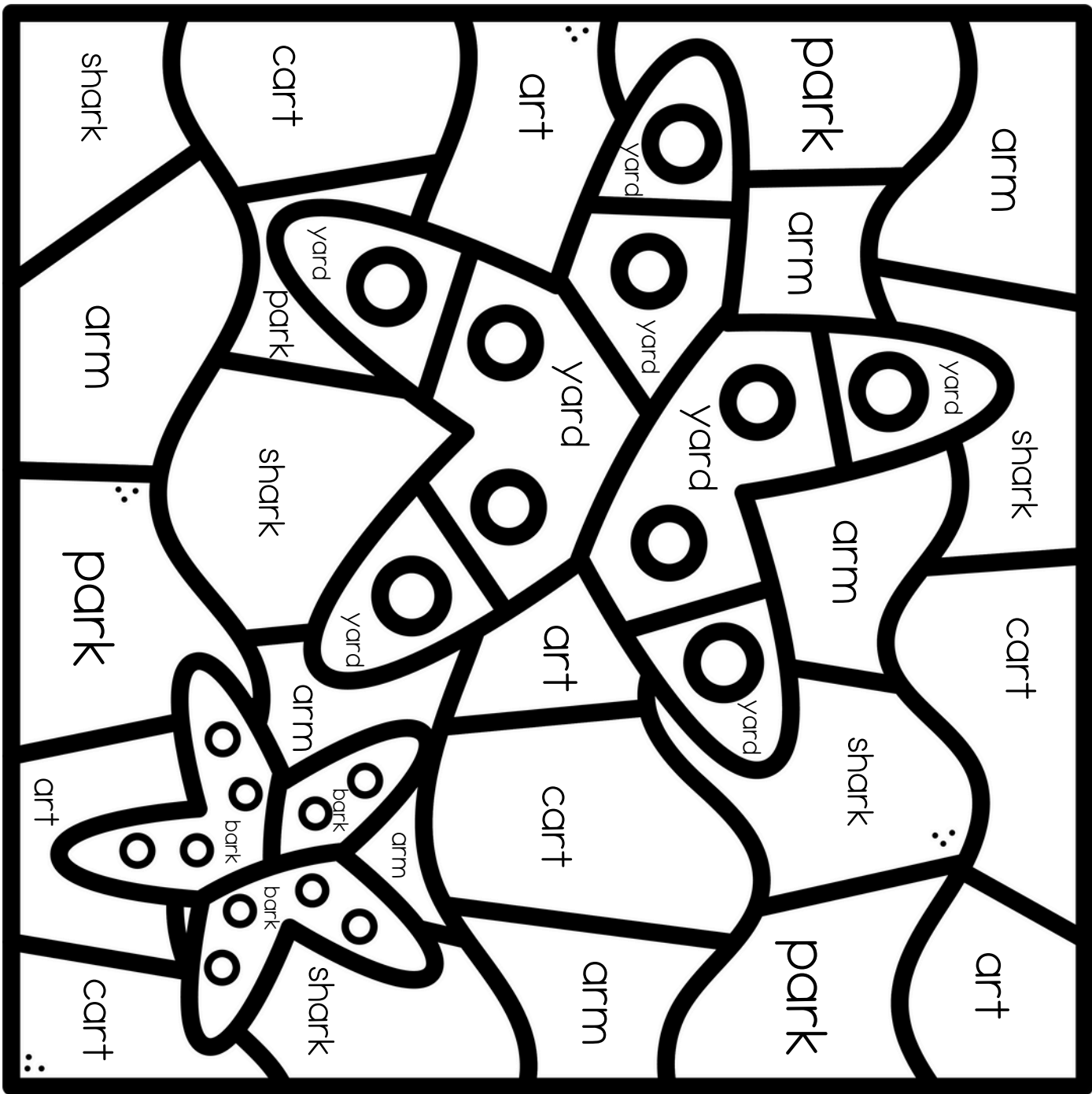
r-controlled ar


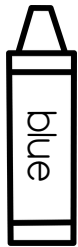
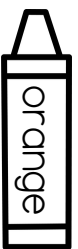

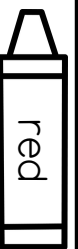
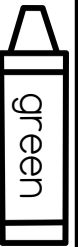

SECRET WORDS

Name: _____

R-CONTROLLED AR




 pink	 blue
yard	park
 orange	 yellow
shark	cart
 red	 green
arm	art
 purple	
bark	

Name: _____

BUILD-A-SENTENCE

Look at the picture. Cut and glue the words to create a sentence that matches the picture. Then, write the sentence.




--	--	--	--	--

Dogs the at park bark

Name: _____

BUILD-A-SENTENCE

Look at the picture. Cut and glue the words to create a sentence that matches the picture. Then, write the sentence.



--	--	--	--	--


=====

Dogs the at park bark

Name: _____

BUILD-A-SENTENCE

Look at the picture. Cut and glue the words to create a sentence that matches the picture. Then, write the sentence.



Five empty rectangular boxes for pasting words.


Three horizontal lines for writing a sentence: a solid top line, a dashed middle line, and a solid bottom line.

The four car tires has

Name: _____

BUILD-A-SENTENCE

Look at the picture. Cut and glue the words to create a sentence that matches the picture. Then, write the sentence.




The four car tires has

Name: _____

MEDIAL SOUND


Look at the picture. Write the middle sound.




b _____ n



c _____ t




sh _____ k



b _____ k



c _____ d



p _____ k

Name: _____

MATCH IT UP

Cut and glue the pictures to match the word.

arm

art

shark

barn

cart

star

bark



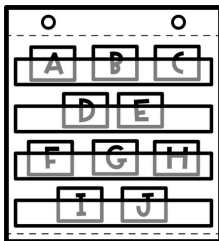

car

card

chart

park


farm




Name: _____

RHYMING WORDS

Circle the word that rhymes with the picture.




cart
star




yarn
farm



car
dart



jar
bark



dark
card



yard
cart

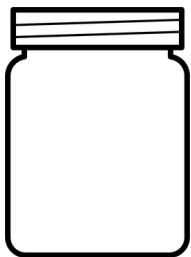




chart
far



park
barn



part
farm




star
tarp

Name: _____


SENTENCE MATCH

Write the words in the correct column.


The _____ has a
fin.



The _____ shines
bright.




The large dog likes to
_____.



I drive the _____ to
the farm.



I play at the _____.



bark

shark

park

star


car

Name: _____


SENTENCE MATCH

Write the words in the correct column.


The _____ has a
fin.



The _____ shines
bright.



The large dog likes to
_____.



I drive the _____ to
the farm.



I play at the _____.



Name: _____

SENTENCE MATCH

Write the words in the correct column.

He hit my _____.




I can push the
_____.




Did you get her a
_____?



Put it in the _____.



Do you have any
_____?



jar

cart

card

yarn


arm

Name: _____

SENTENCE MATCH

Write the words in the correct column.

He hit my _____.




I can push the
_____.




Did you get her a
_____?



Put it in the _____.



Do you have any
_____?



Name: _____

CROSSWORD

Fill in the words to complete the crossword.

The crossword puzzle grid consists of the following structure of empty cells:

- Row 1: A single cell at the top right, with a barn icon above it.
- Row 2: A single cell in the middle, with a farm scene icon above it.
- Row 3: A single cell in the middle, with a tractor icon below it.
- Row 4: A horizontal row of four cells, with a ball of yarn icon to the left.
- Row 5: A single cell in the middle, with a hand icon to the left.
- Row 6: A horizontal row of four cells, with a shopping cart icon below it.
- Row 7: A single cell at the top right, with a pair of scissors icon above it.

WORD BANK

barn

yarn

dart

cart






arm

farm

Name: _____

NEW WORDS






Change a letter in the word to match the picture.

I can change...	to:	new word
arm		<hr/> <hr/> <hr/>
cart		<hr/> <hr/> <hr/>
bark		<hr/> <hr/> <hr/>
jar		<hr/> <hr/> <hr/>
yarn		<hr/> <hr/> <hr/>

Name: _____

NEW WORDS

Change a letter in the word to match the picture.

I can change...	to:	new word
part		<hr/> <hr/> <hr/>
sharp		<hr/> <hr/> <hr/>
scar		<hr/> <hr/> <hr/>
dark		<hr/> <hr/> <hr/>
tar		<hr/> <hr/> <hr/>

Name: _____

ONSEST AND RIME

Cut and paste the matching word endings.



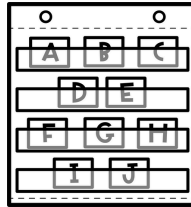
c



c



f



ch




p



d




h



st



b



y

ar

ar

ark

art

arn

arm

art

art


ark

arp

Name: _____

COMPREHENSION

Read the story, then answer the questions.



My mom and I got in the car. She drove me to the park. There was an art contest in the park. We walked around and heard a lot of dogs bark. It was dark when we went home. I saw a lot of stars.

1. Where did they go?

to the barn to the farm to the park

2. What contest was at the park?

art dart yarn

3. They heard the dogs _____.

arm bark cart

4. When it was dark, what did they see?

cars stars sharks

Name: _____

COMPREHENSION

Read the story, then answer the questions.



Dad and I got in the car and went to the farm to shop. I got a cart and pushed it with my arm. The farm sells food in jars, cards, and art. Dad and I even saw a harp! We got our jars and cards and drove home in the car.

1. Where did they go to shop?

barn

farm

park

2. What did the person in the story push with their arm?

dart

car

cart

3. The farm sells food in _____.

jars

cars

stars

4. What did they see before they left?

a shark

a harp

a chart

Name: _____

ABC ORDER

Write the words in ABC order.

1. _____

2. _____

3. _____

4. _____

5. _____

6. _____

arm

shark

art

star

cart

bark

Were there any words that started with the same letter?

yes

no

If yes, what were they?

Name: _____

ABC ORDER

Write the words in ABC order.

1. _____

2. _____

3. _____

4. _____

5. _____

6. _____

barn

dart

chart

farm

park

card

Were there any words that started with the same letter?

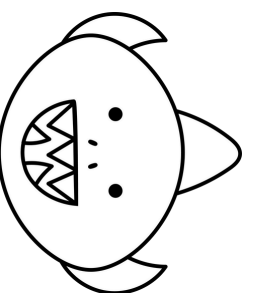
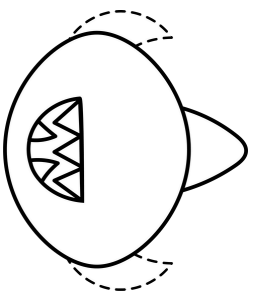
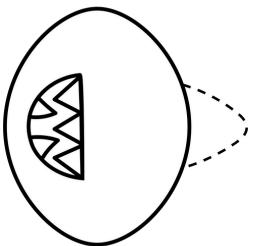
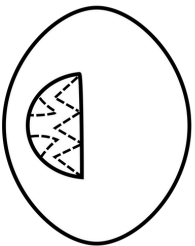
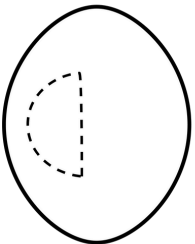
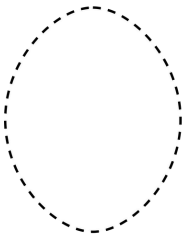
yes

no

If yes, what were they?

Name: _____

Shark

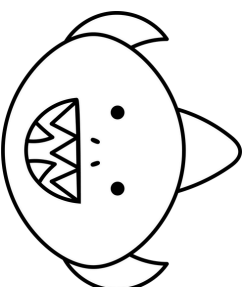
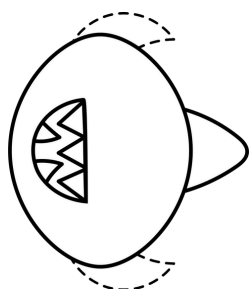
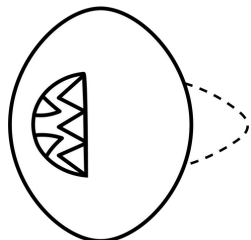
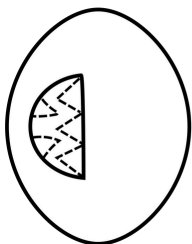
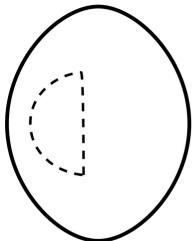
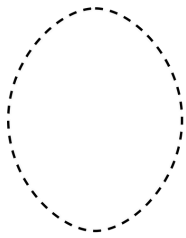


draw your picture

write about your picture

Name: _____

Shark

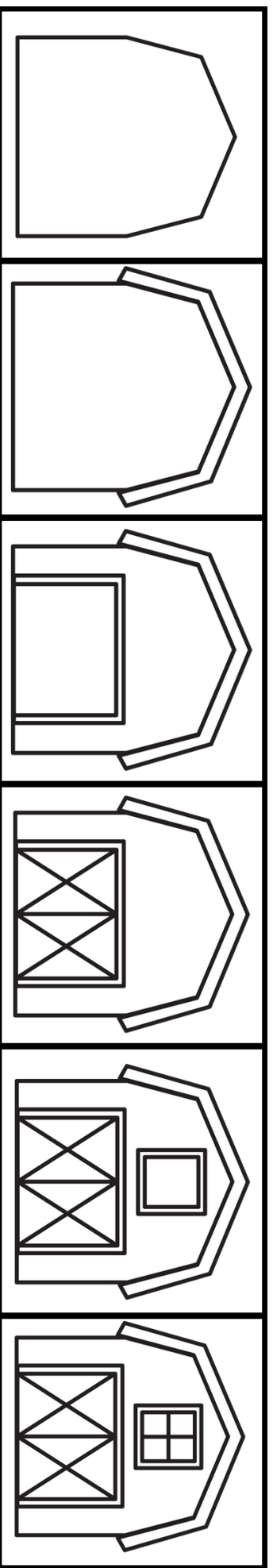


draw your picture


write about your picture

Name: _____

Barn



draw your picture

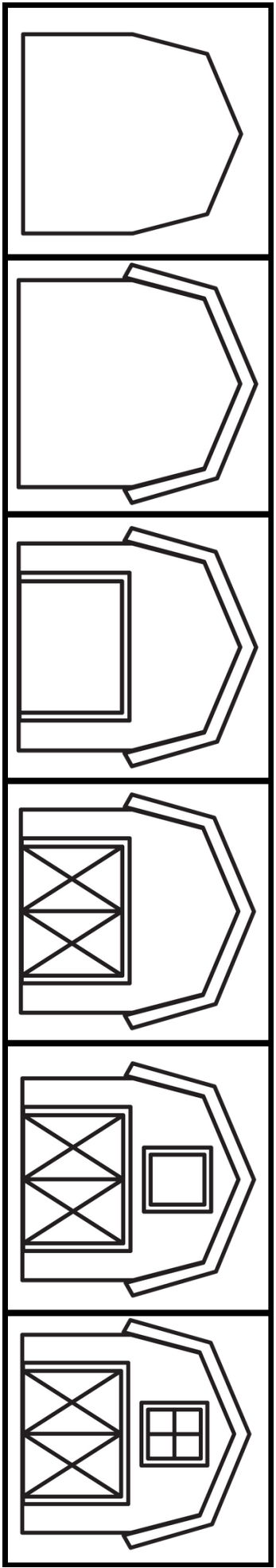


write about your picture

Handwriting practice lines consisting of multiple rows of solid top and bottom lines with a dashed middle line.

Name: _____

Barn




draw your picture

write about your picture


r-controlled ar

BUILD IT, MAKE IT, WRITE IT

BUILD IT



MAKE IT



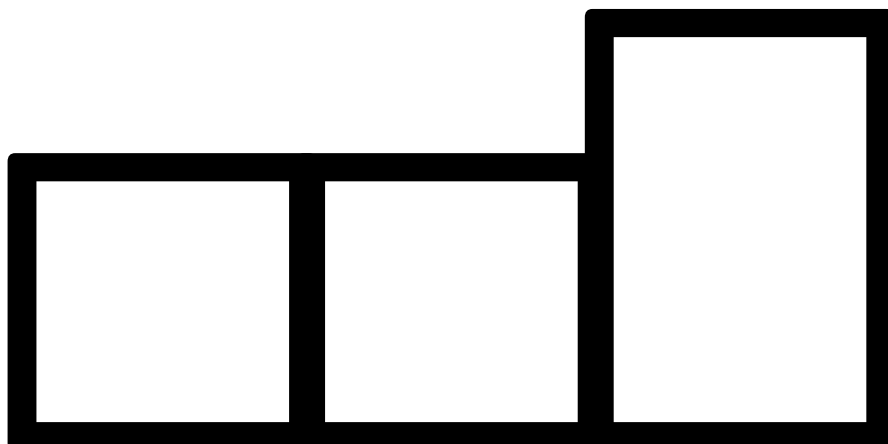
WRITE IT

Three horizontal lines for writing practice: a solid top line, a dashed middle line, and a solid bottom line.


r-controlled ar

BUILD IT, MAKE IT, WRITE IT

BUILD IT



MAKE IT



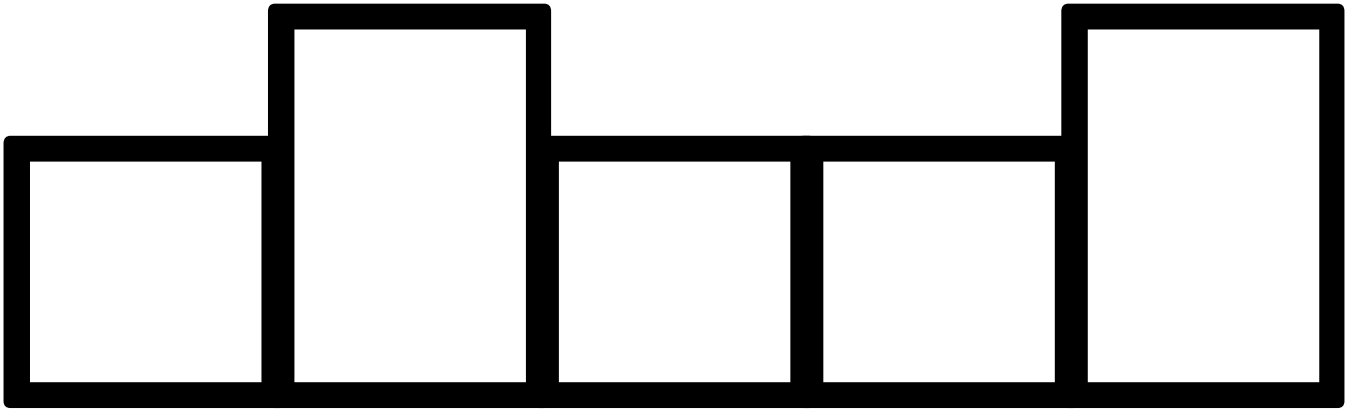
WRITE IT

Three horizontal lines for writing practice: a solid top line, a dashed middle line, and a solid bottom line.

r-controlled ar

BUILD IT, MAKE IT, WRITE IT

BUILD IT



MAKE IT

shark

WRITE IT

r-controlled ar

BUILD IT, MAKE IT, WRITE IT

BUILD IT



MAKE IT



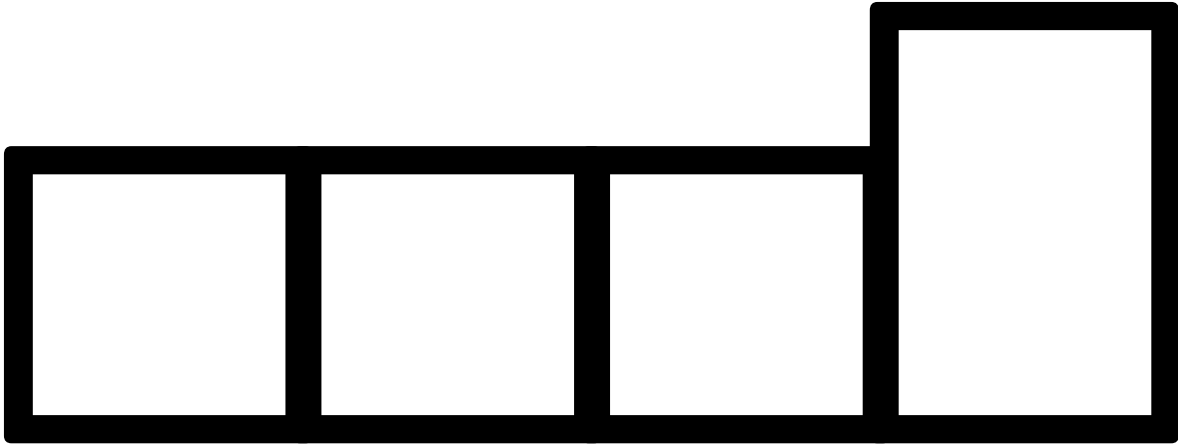
WRITE IT

Three horizontal lines for writing practice: a solid top line, a dashed middle line, and a solid bottom line.

r-controlled ar

BUILD IT, MAKE IT, WRITE IT

BUILD IT



MAKE IT



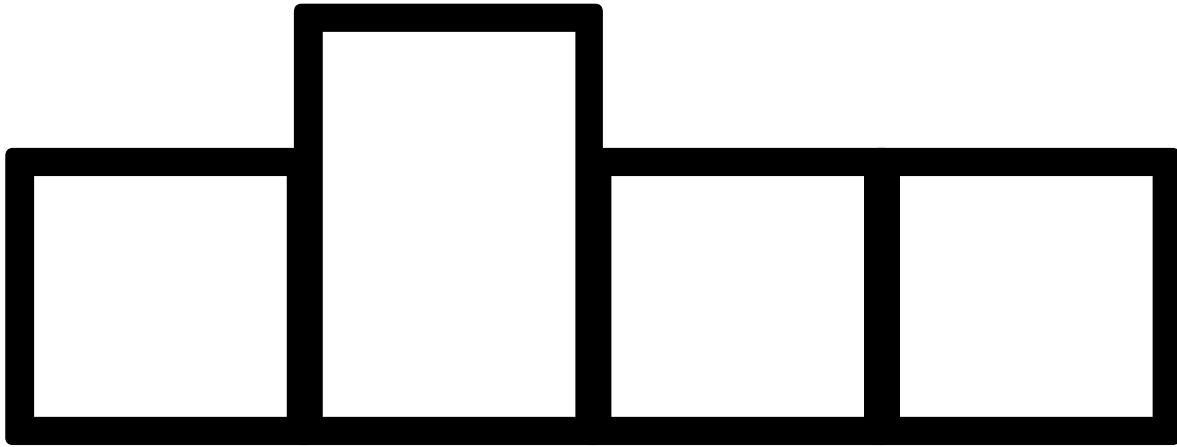
WRITE IT

Three horizontal lines for writing practice: a solid top line, a dashed middle line, and a solid bottom line.

r-controlled ar

BUILD IT, MAKE IT, WRITE IT

BUILD IT



MAKE IT

star

WRITE IT

r-controlled ar

BUILD IT, MAKE IT, WRITE IT

BUILD IT



MAKE IT




WRITE IT

Three horizontal lines for writing practice: a solid top line, a dashed middle line, and a solid bottom line.


r-controlled ar

BUILD IT, MAKE IT, WRITE IT

BUILD IT



MAKE IT



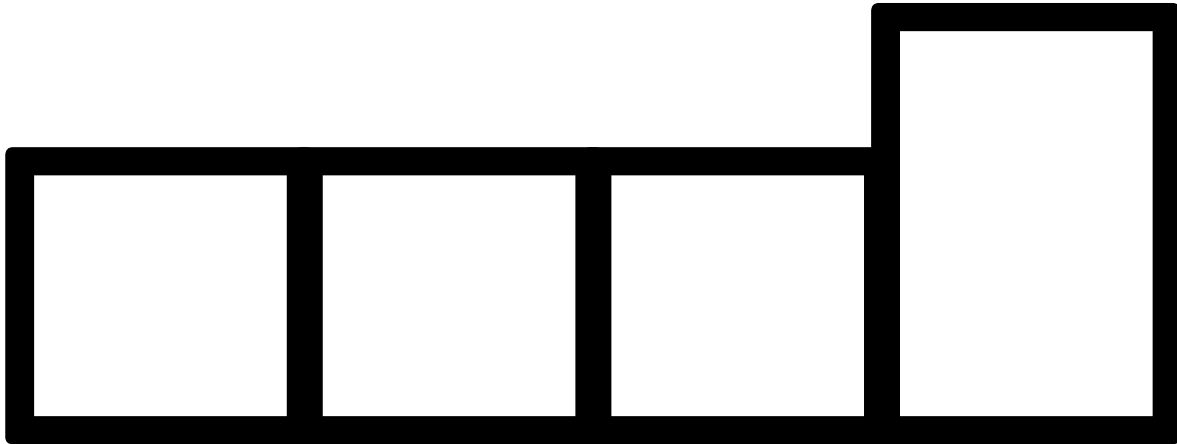
WRITE IT

Three horizontal lines for writing practice: a solid top line, a dashed middle line, and a solid bottom line.

r-controlled ar

BUILD IT, MAKE IT, WRITE IT

BUILD IT



MAKE IT

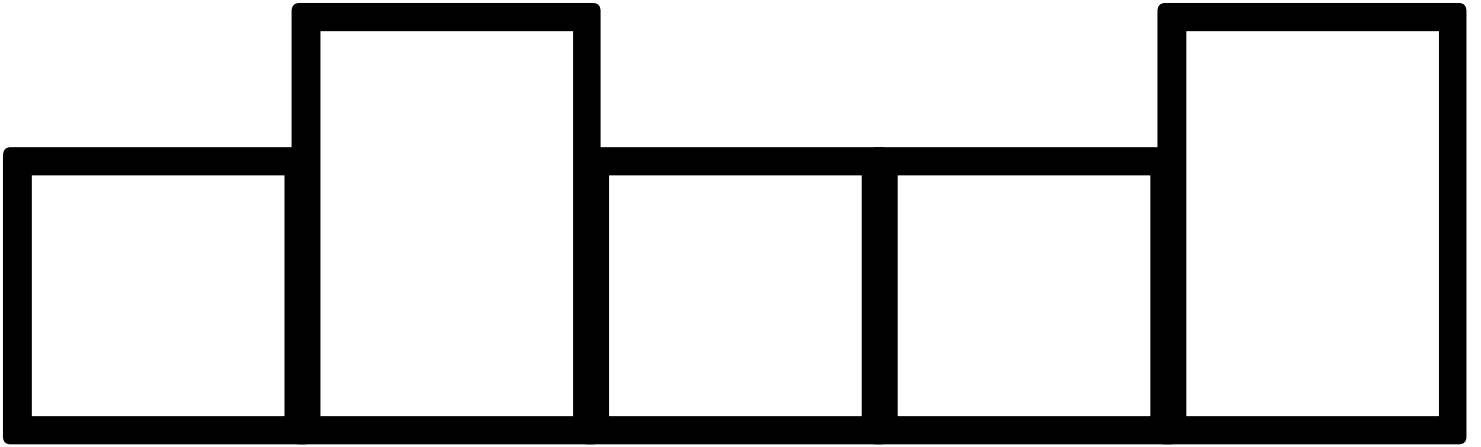
card

WRITE IT

r-controlled ar

BUILD IT, MAKE IT, WRITE IT

BUILD IT



MAKE IT

chart

WRITE IT

r-controlled ar

BUILD IT, MAKE IT, WRITE IT

BUILD IT



MAKE IT

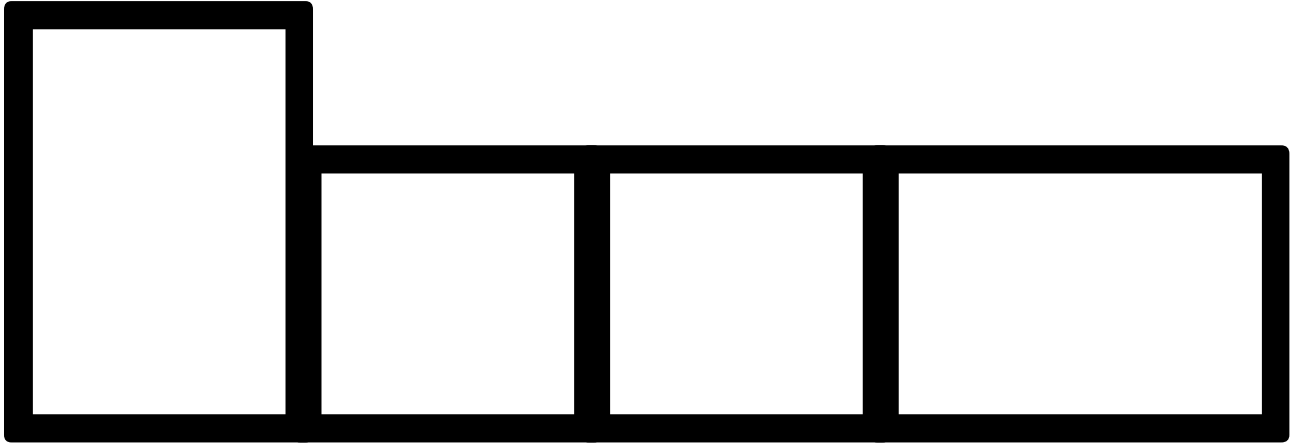


WRITE IT


r-controlled ar

BUILD IT, MAKE IT, WRITE IT

BUILD IT



MAKE IT

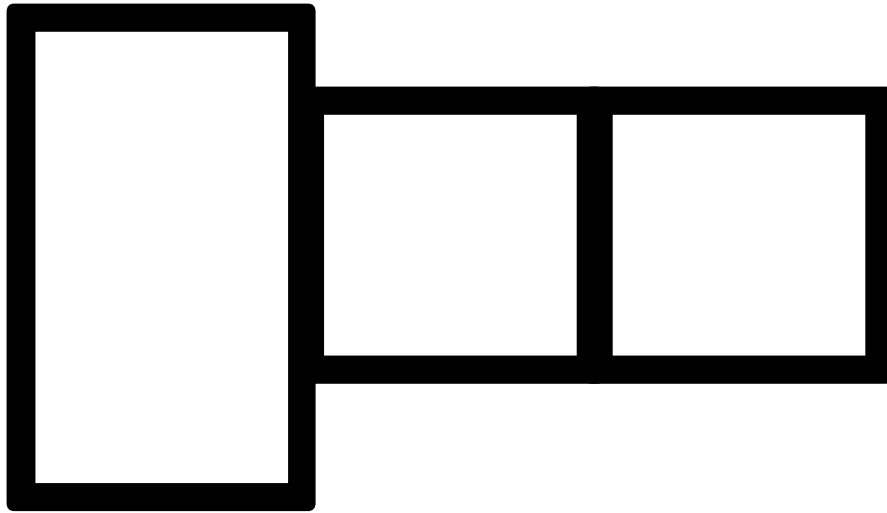


WRITE IT


r-controlled ar

BUILD IT, MAKE IT, WRITE IT

BUILD IT



MAKE IT

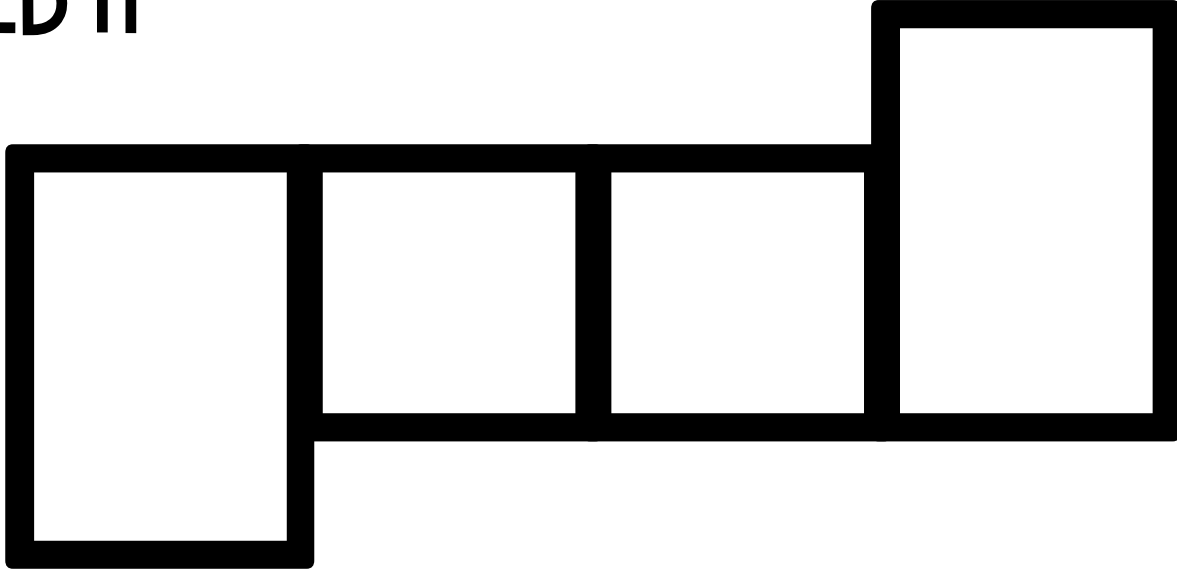


WRITE IT


r-controlled ar

BUILD IT, MAKE IT, WRITE IT

BUILD IT



MAKE IT



WRITE IT

r-controlled ar

BUILD IT, MAKE IT, WRITE IT

BUILD IT

--	--	--	--

MAKE IT

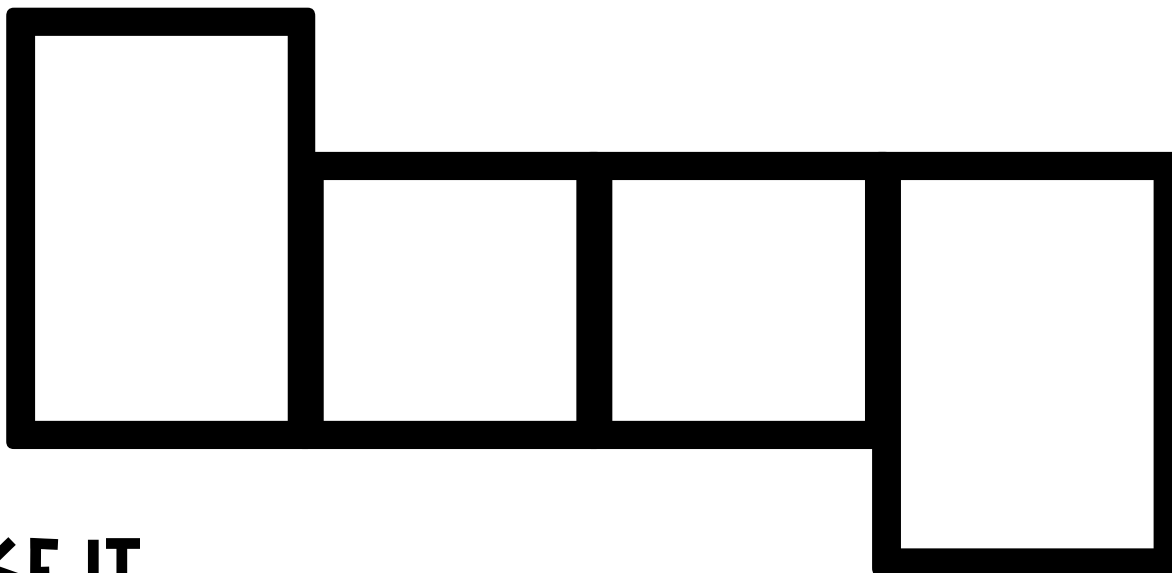
yarn

WRITE IT

r-controlled ar

BUILD IT, MAKE IT, WRITE IT


BUILD IT



MAKE IT



WRITE IT



~ ` 1 ! 2 @ 3 # 4 \$ 5 % 6 ^ 7 & 8 * 9 { 0 } _ - + = Backspace

Tab Q W E R T Y U I O P [{] } \ |

Caps Lock A S D F G H J K L ; : ' " ' " Enter

Shift Z X C V B N M , < . > / ? / Shift

Ctrl Alt Space Alt Menu Ctrl

r-controlled ar

arran

r-controlled ar

art

r-controlled

ar

shark

r-controlled

ar

board

r-controlled

ar

cart

r-controlled

ar

start

r-controlled

ar

park

r-controlled

ar

car

r-controlled ar

carra

r-controlled

ar

chart

r-controlled

ar

part

r-controlled

ar

farm

r-controlled

ar

jar

r-controlled

ar

park

r-controlled ar

Yarn

r-controlled ar

hard

r-controlled ar

arm

r-controlled ar

art

r-controlled ar

shark

r-controlled ar

barn

r-controlled ar

cart

r-controlled ar

star

r-controlled ar

bark

r-controlled ar

car

r-controlled ar

card

r-controlled ar

chart

r-controlled ar

dart

r-controlled ar

farm

r-controlled ar

jar

r-controlled ar

park

r-controlled ar

yarn

r-controlled ar

harp

S M A S H I T !

r-controlled ar

arm

shark

cart

bark

card

dart

SMAASH IT!

r-controlled ar

art	barn	star
car	chart	farm

SMASH IT!

r-controlled ar

jar

park

shark

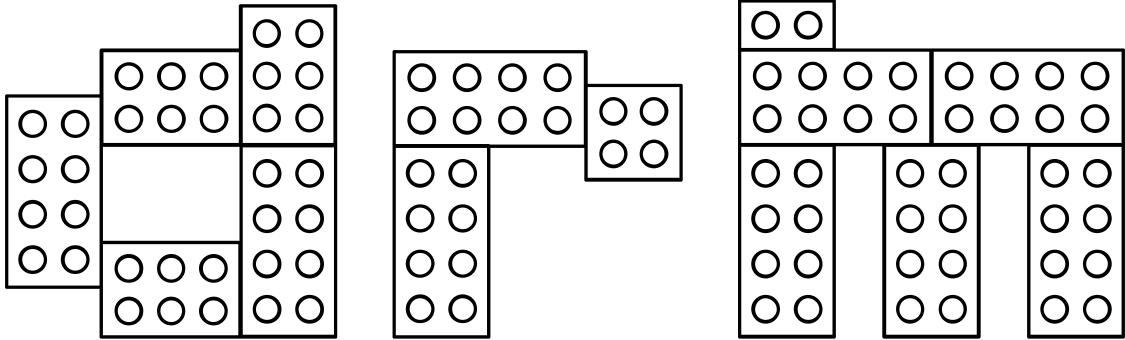
harp

yarn

bark

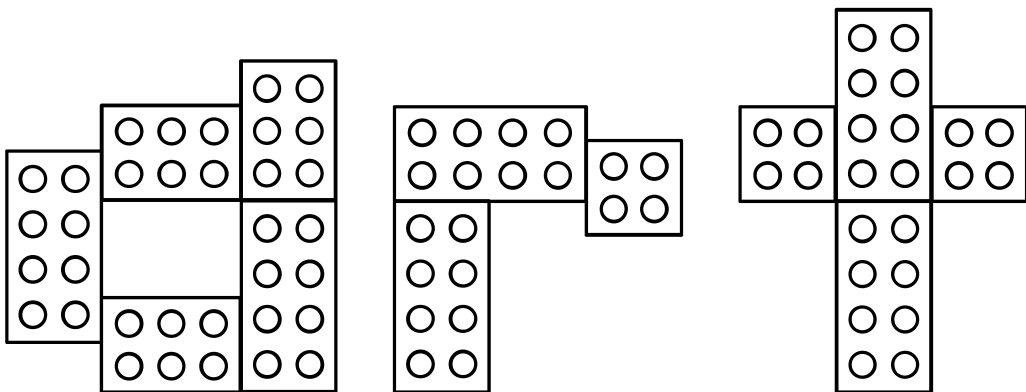
r-controlled ar

BUILD IT!



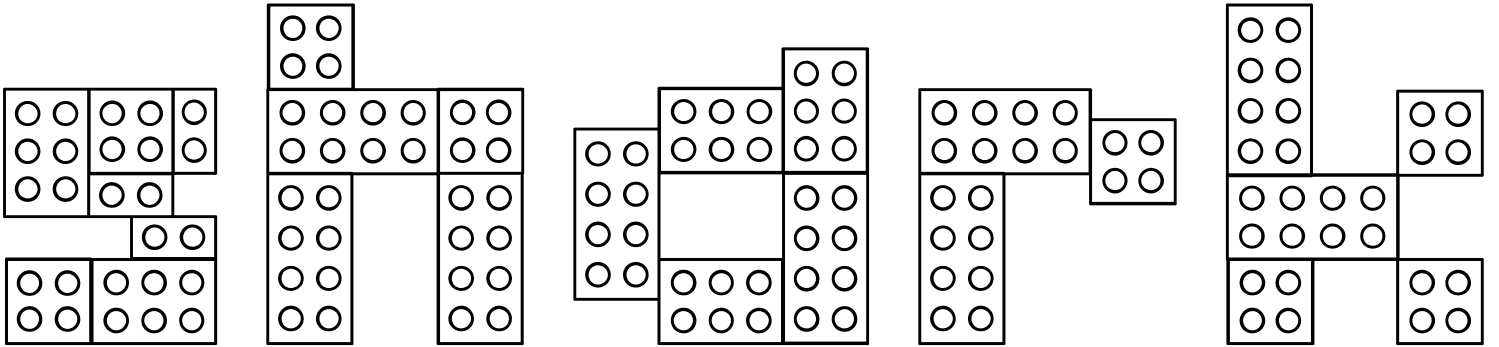
r-controlled ar

BUILD IT!




r-controlled ar

BUILD IT!



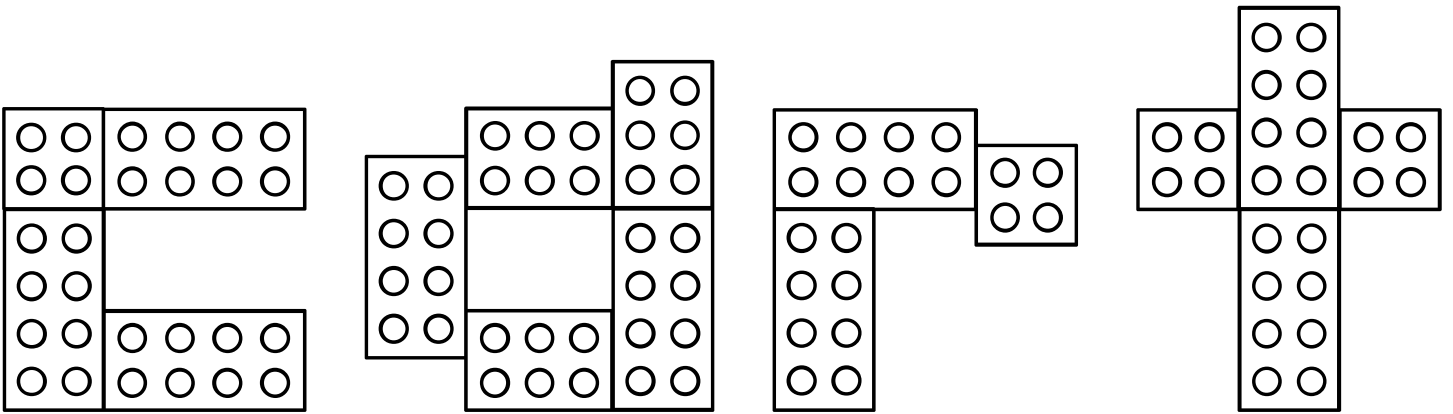
r-controlled ar

BUILD IT!



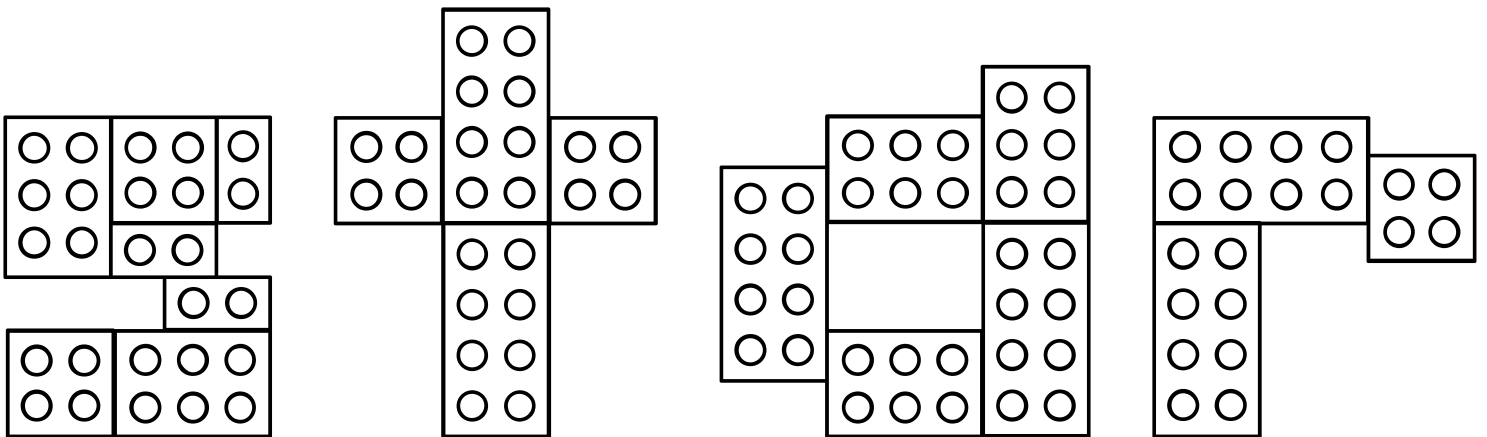
r-controlled ar

BUILD IT!



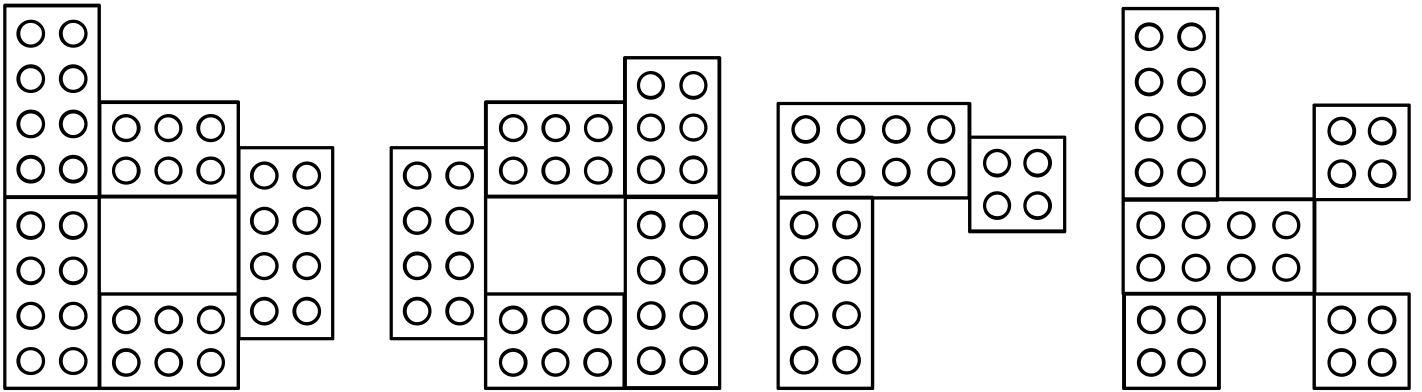
r-controlled ar

BUILD IT!



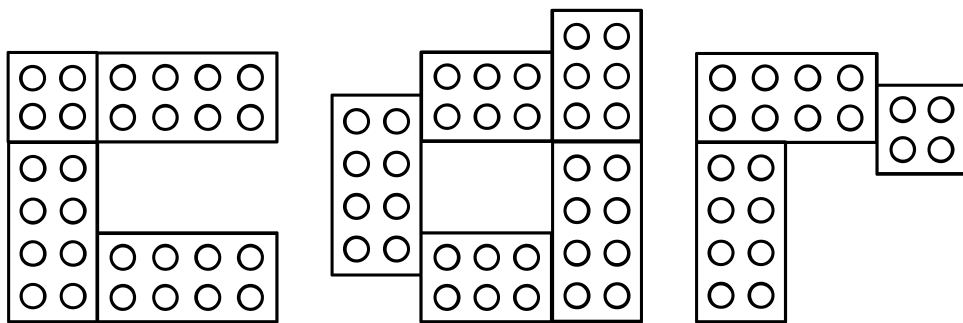
r-controlled ar

BUILD IT!



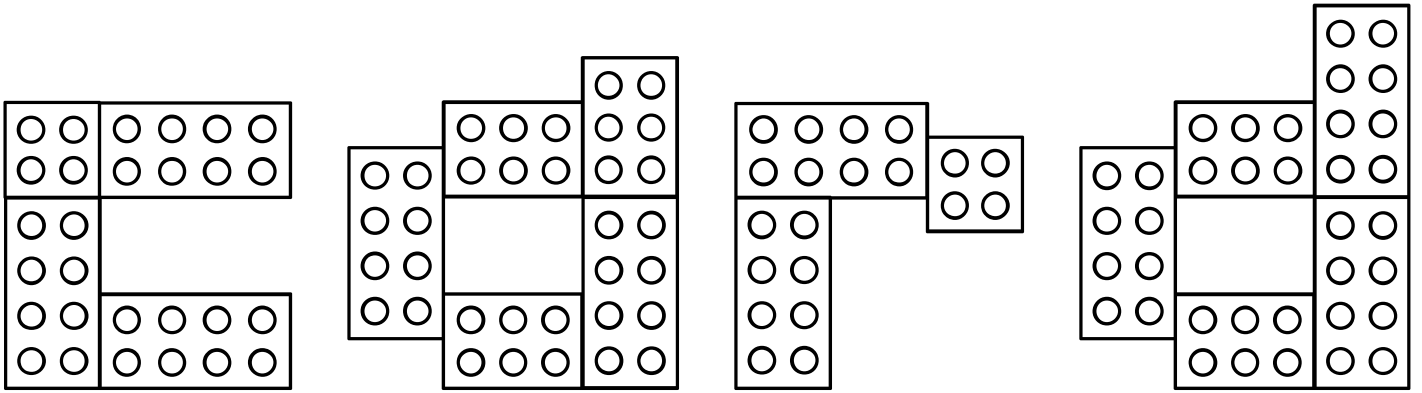
r-controlled ar

BUILD IT!



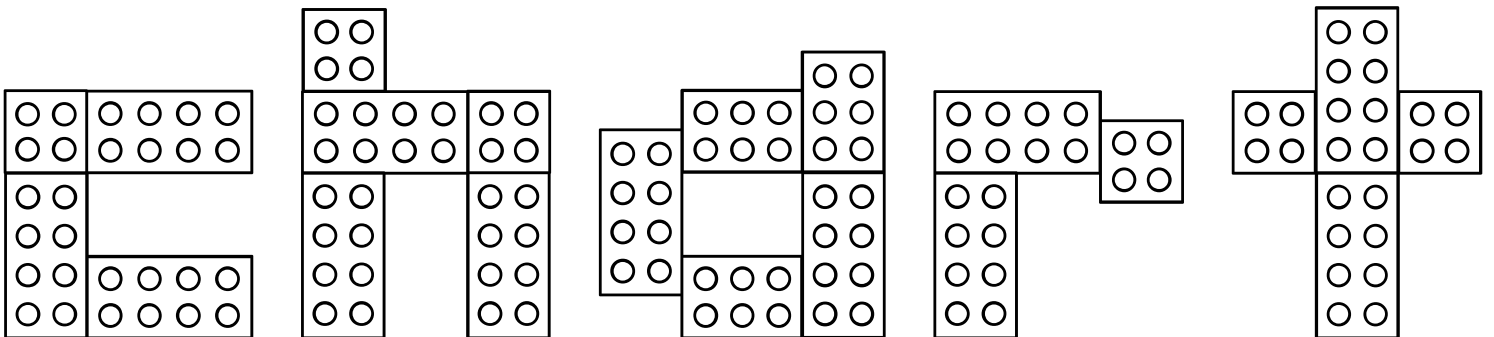
r-controlled ar

BUILD IT!



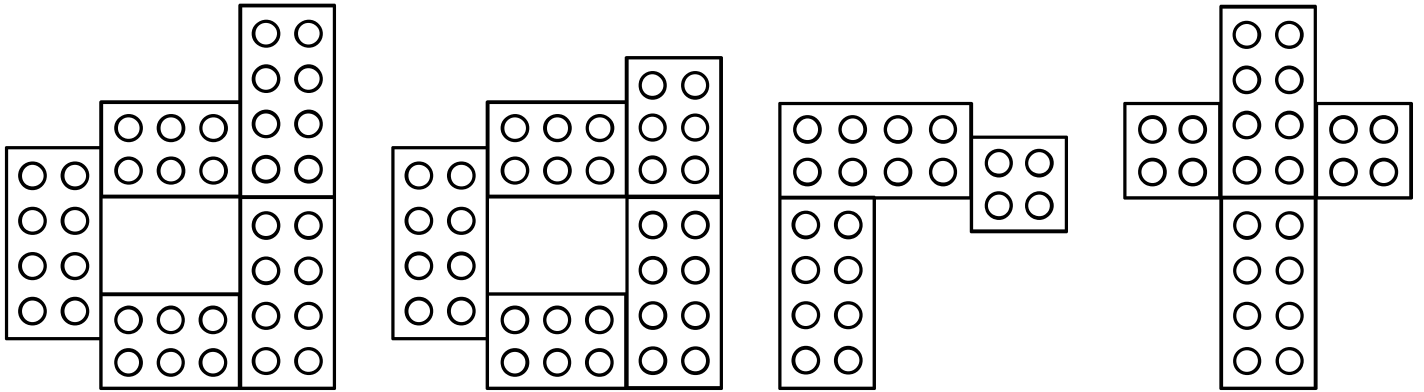
r-controlled ar

BUILD IT!



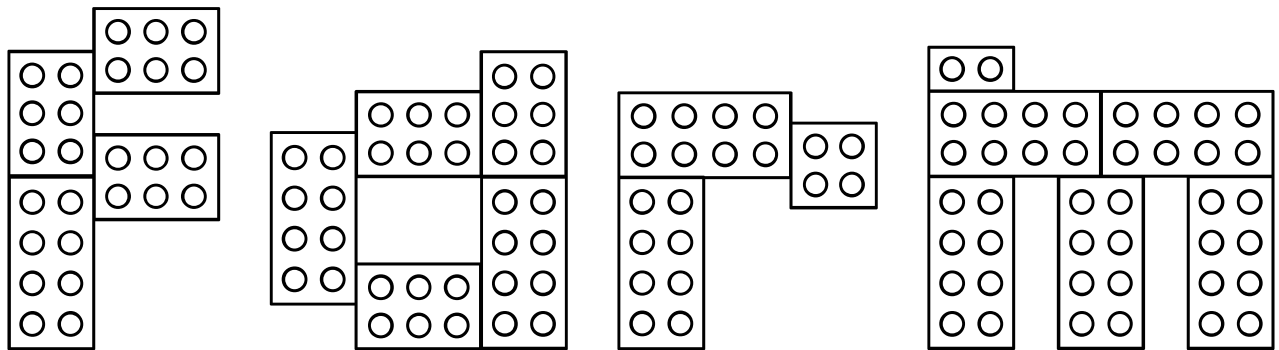
r-controlled ar

BUILD IT!



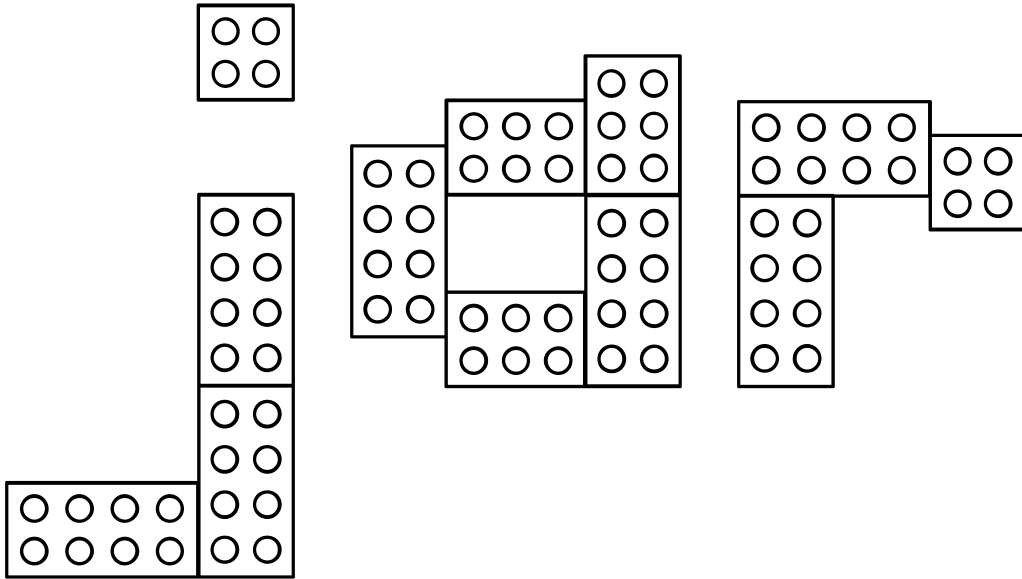
r-controlled ar

BUILD IT!



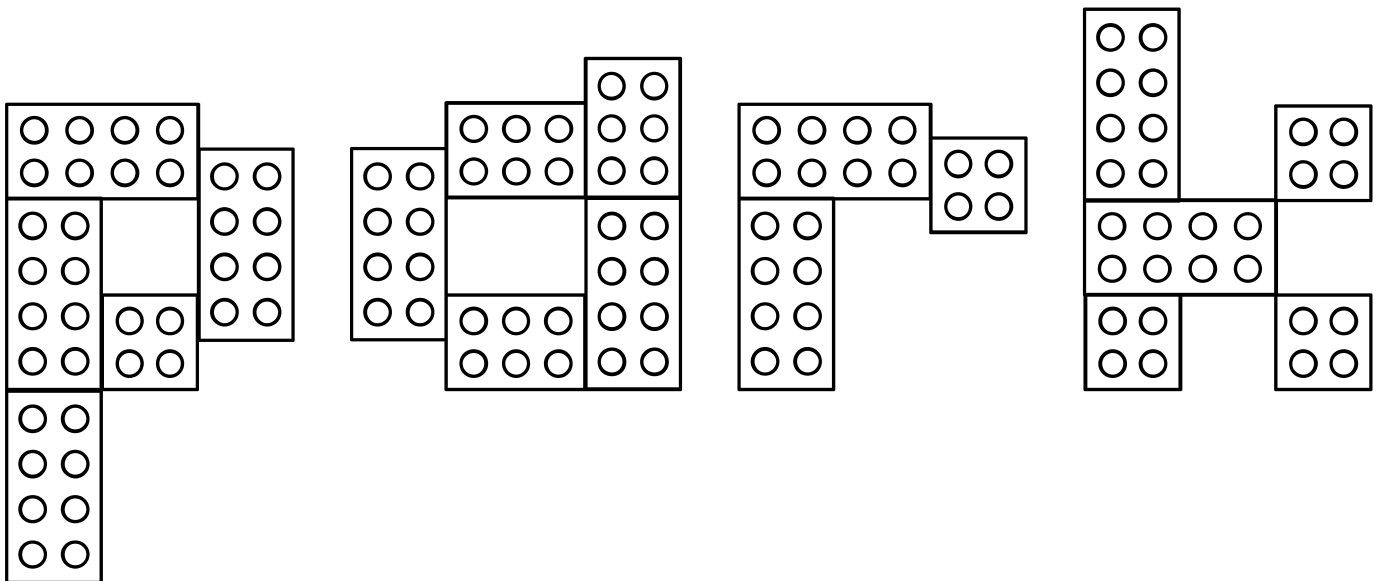
r-controlled ar

BUILD IT!



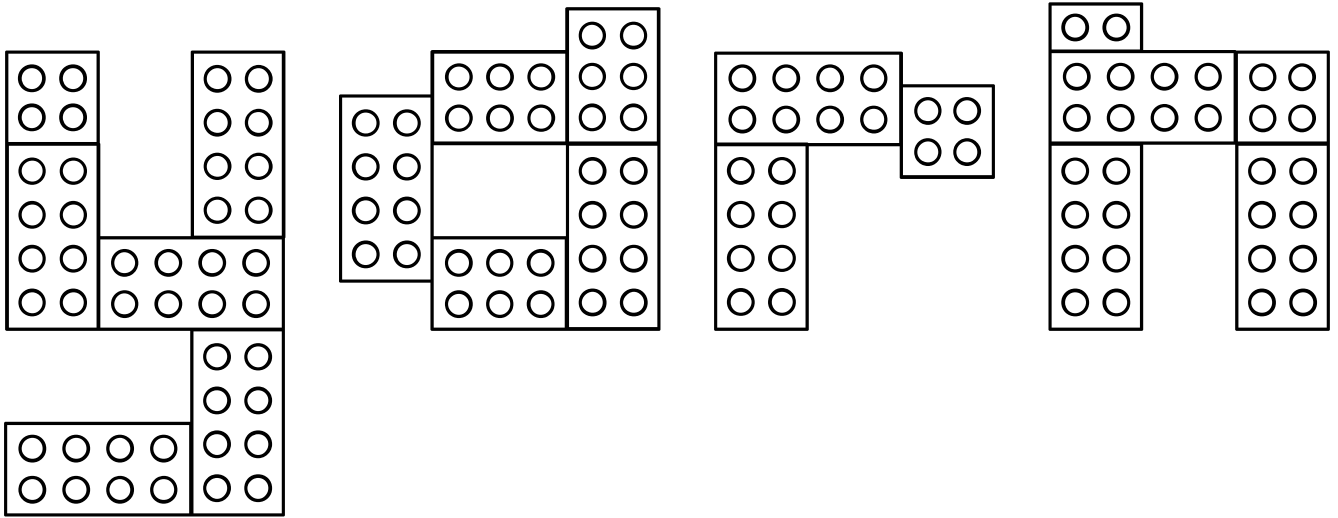
r-controlled ar

BUILD IT!



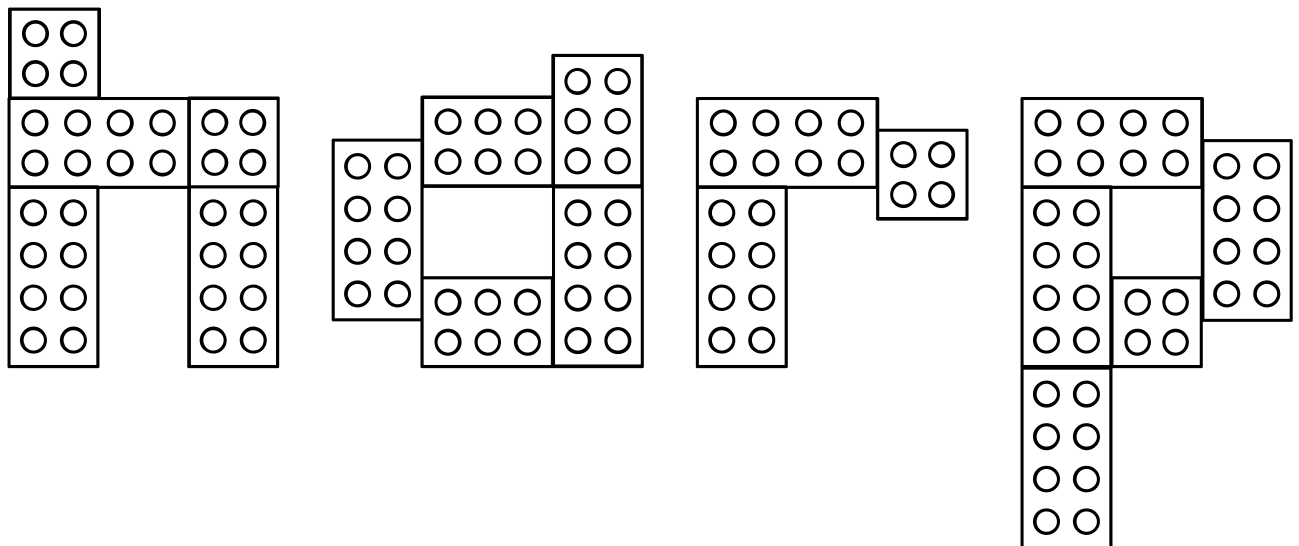
r-controlled ar

BUILD IT!



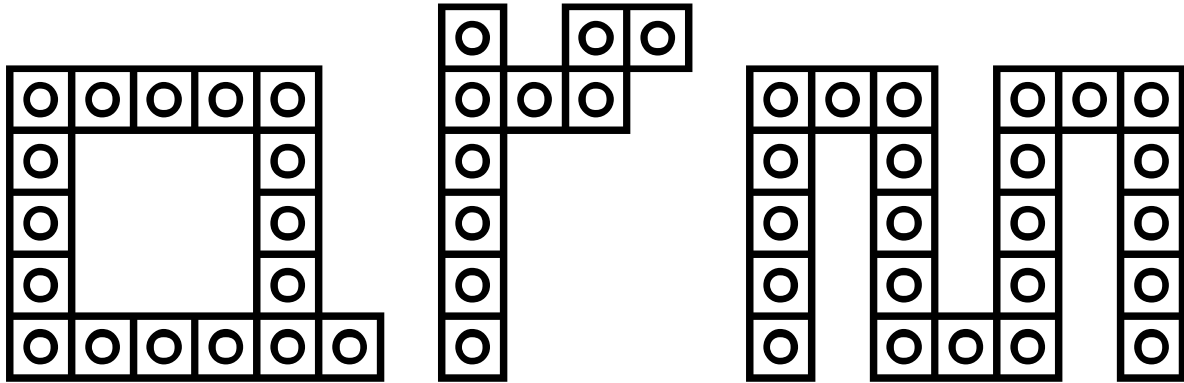
r-controlled ar

BUILD IT!




r-controlled ar

BUILD IT!



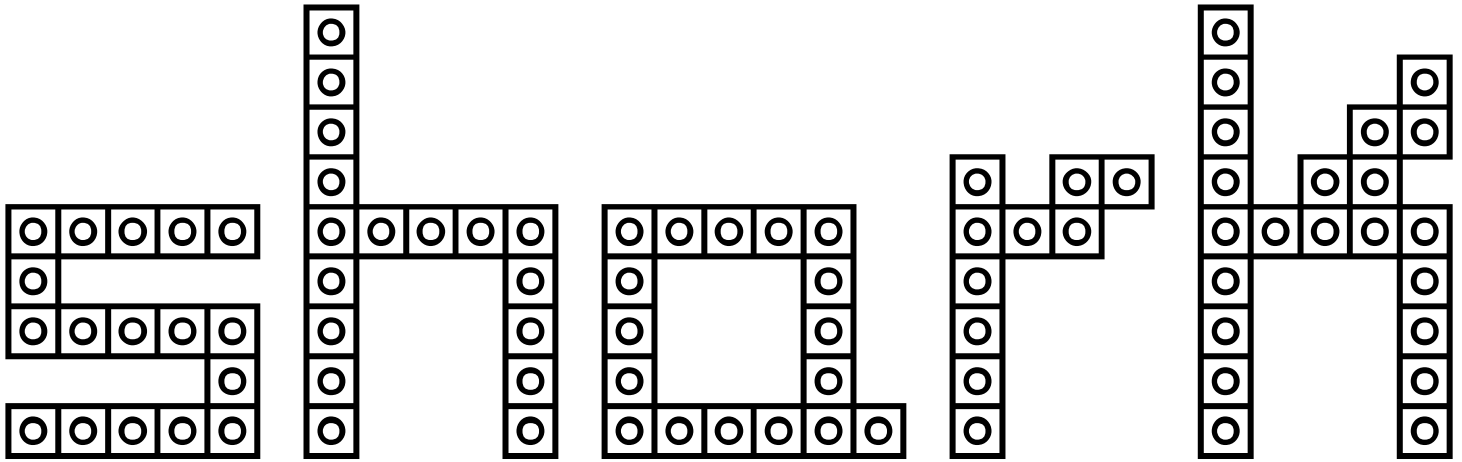
r-controlled ar

BUILD IT!



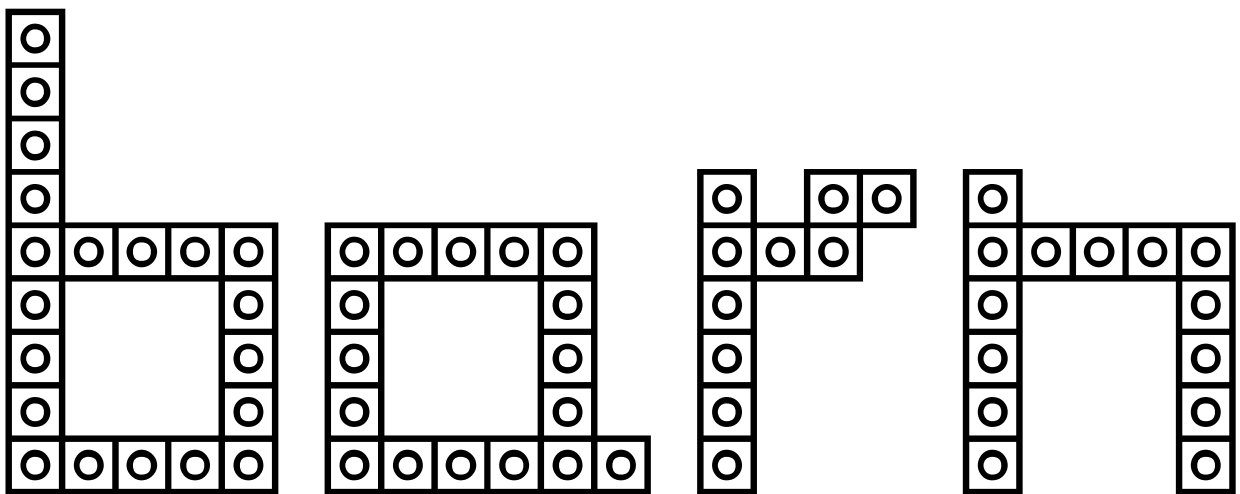
r-controlled ar

BUILD IT!



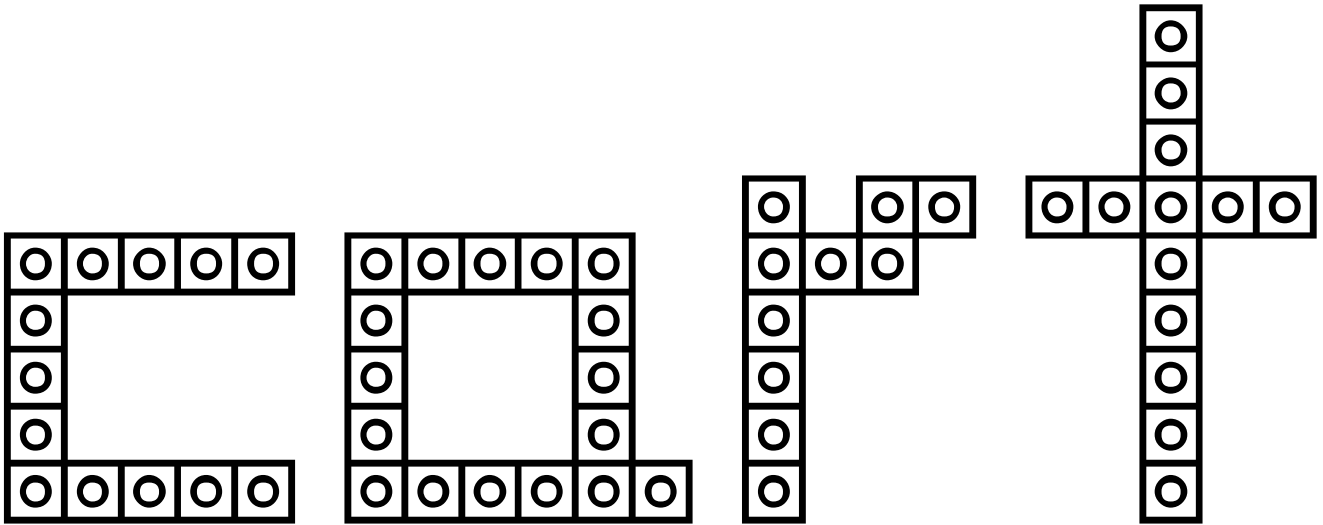
r-controlled ar

BUILD IT!




r-controlled ar

BUILD IT!



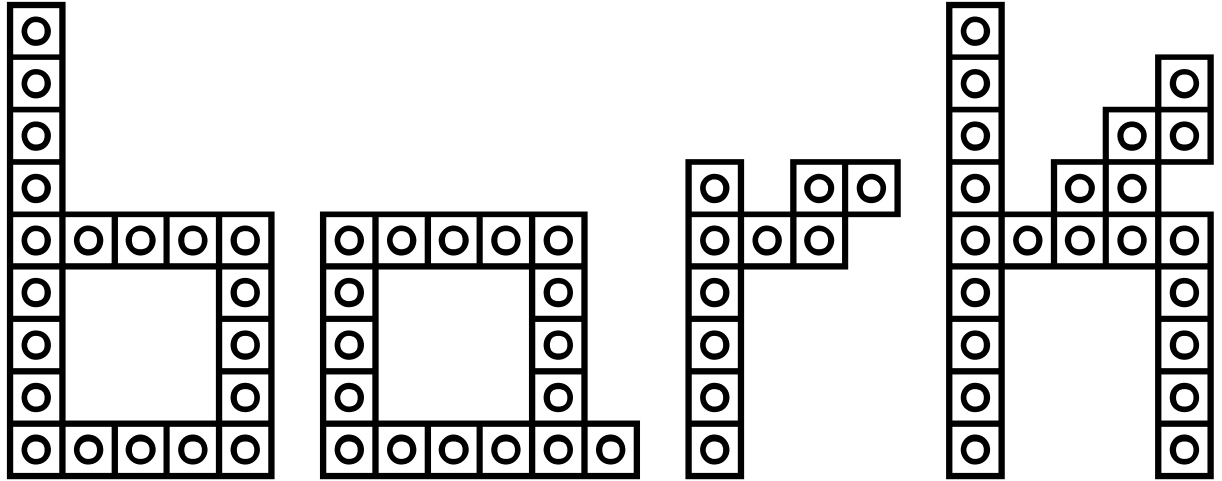
r-controlled ar

BUILD IT!



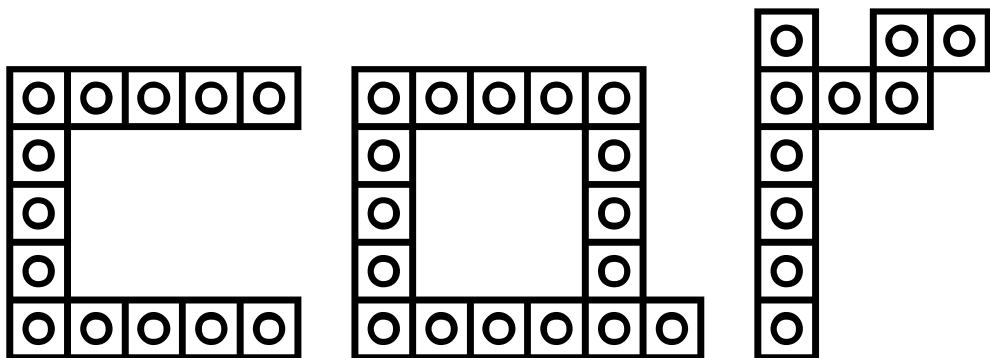
r-controlled ar

BUILD IT!



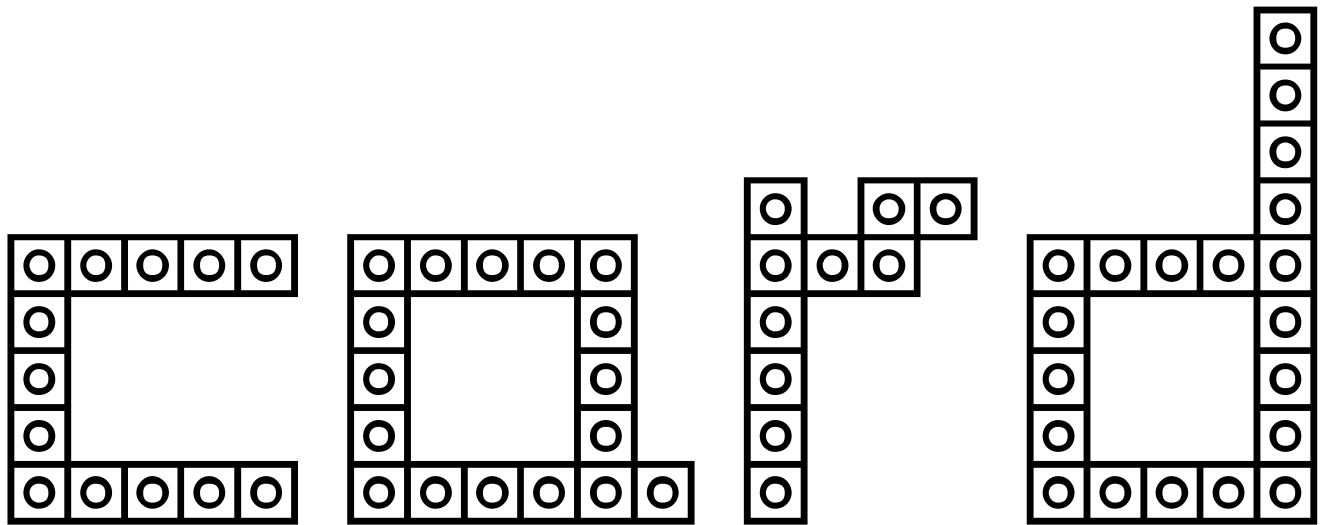
r-controlled ar

BUILD IT!



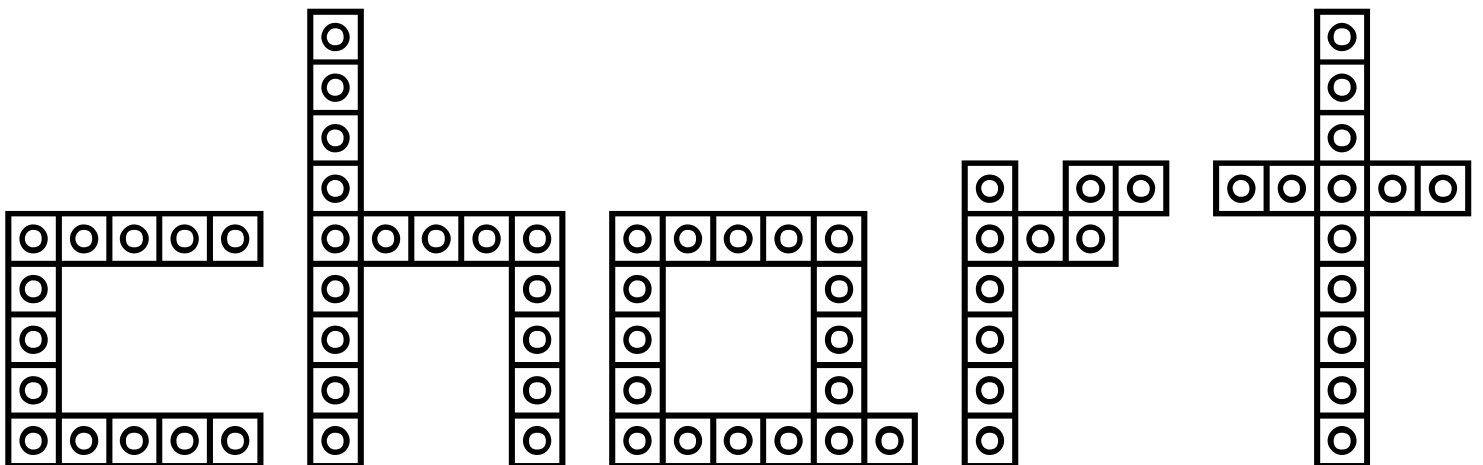
BUILD IT!

r-controlled ar



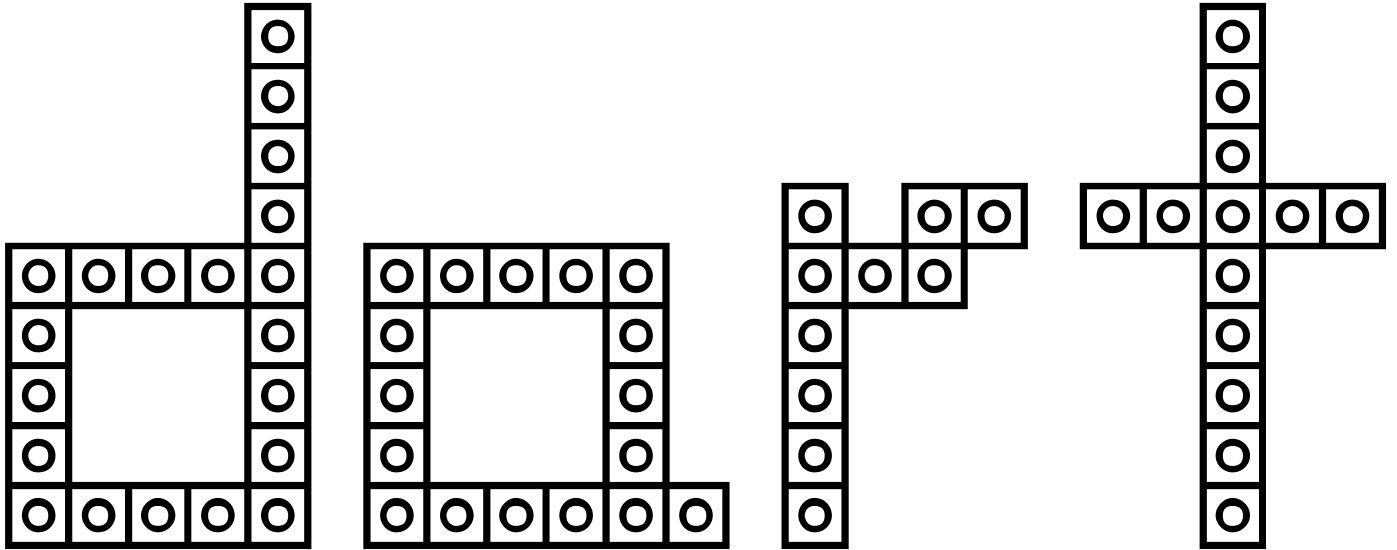
BUILD IT!

r-controlled ar




r-controlled ar

BUILD IT!



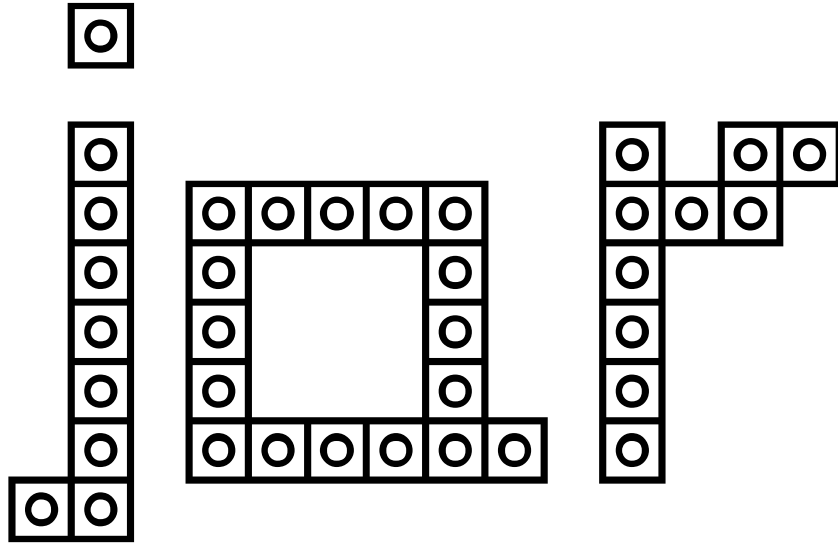
r-controlled ar

BUILD IT!



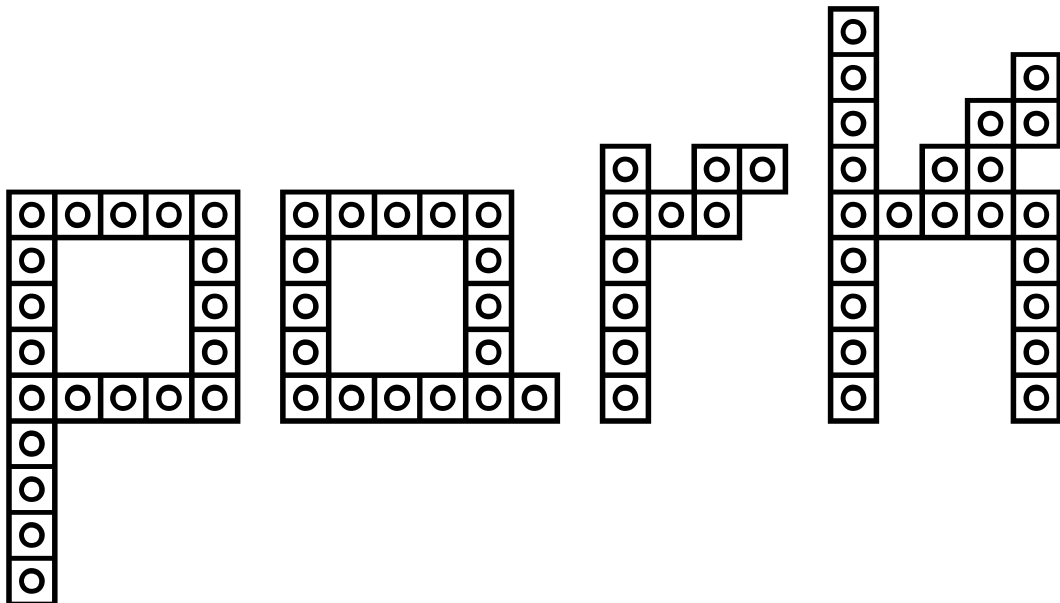
r-controlled ar

BUILD IT!



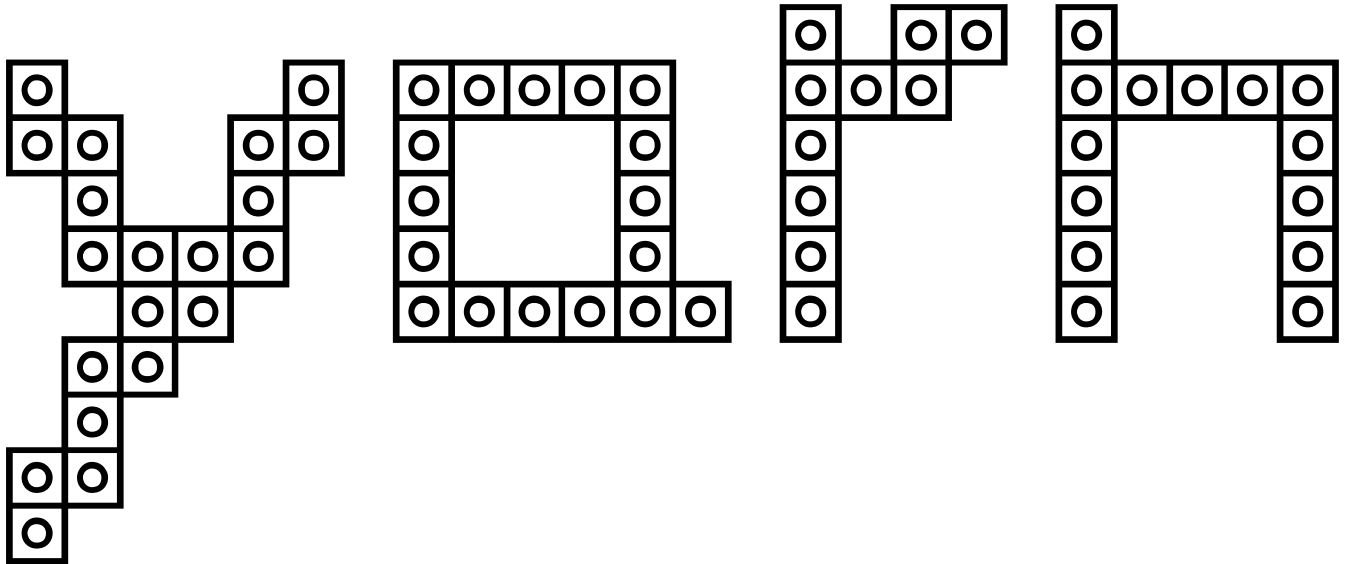
r-controlled ar

BUILD IT!



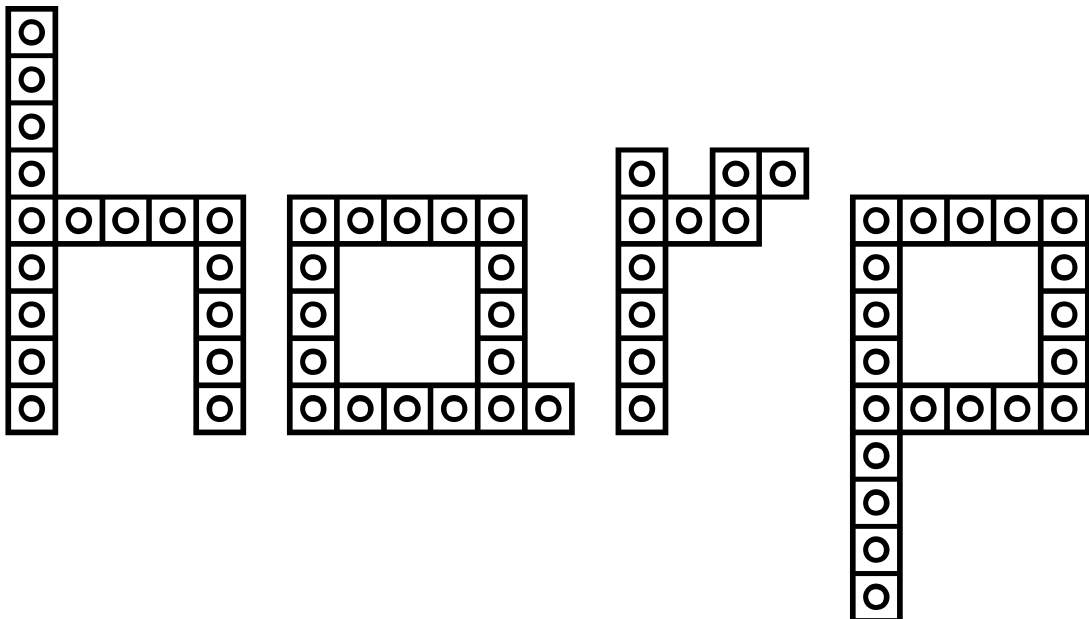
r-controlled ar

BUILD IT!



r-controlled ar

BUILD IT!



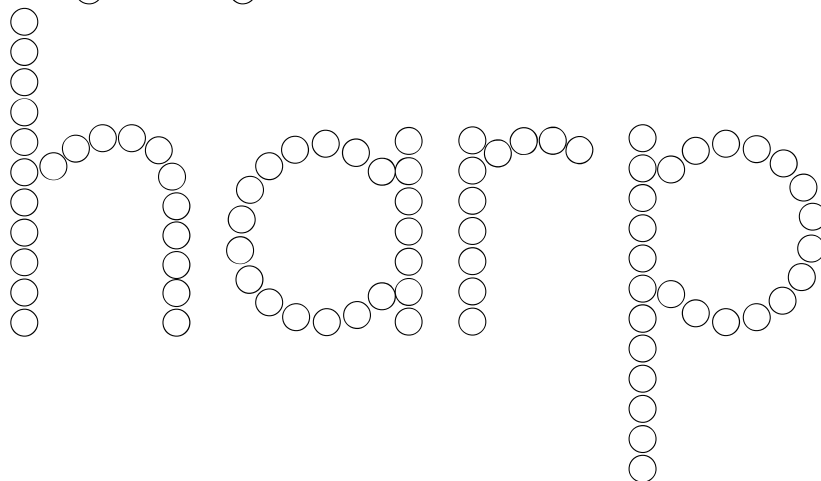
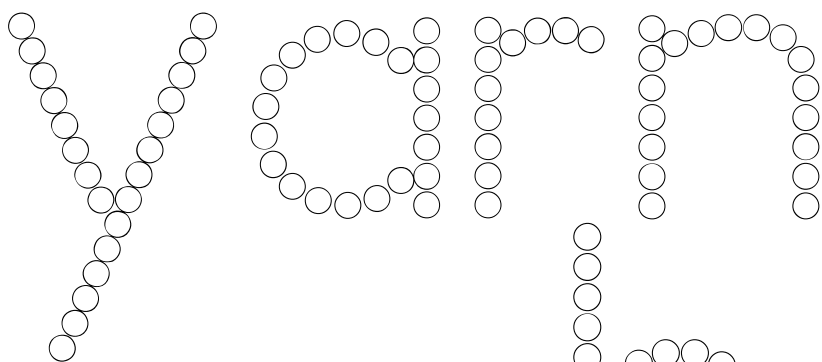
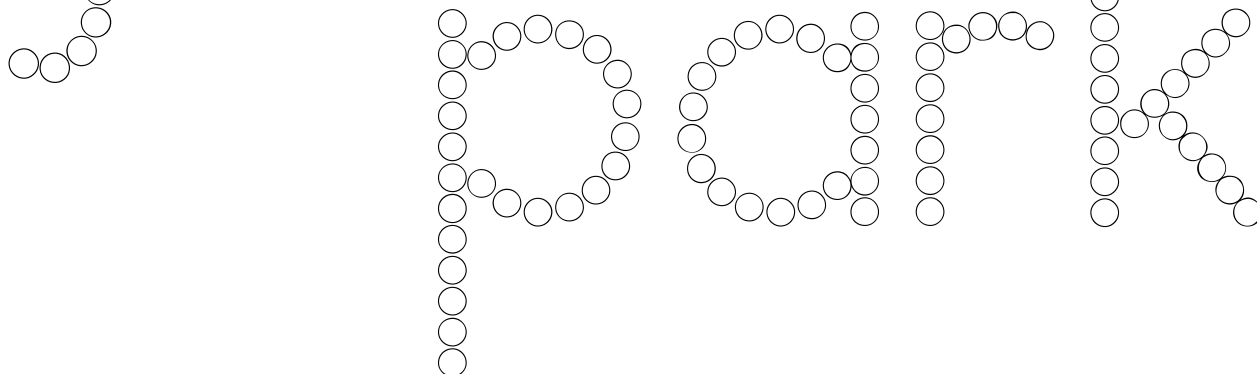

Name: _____



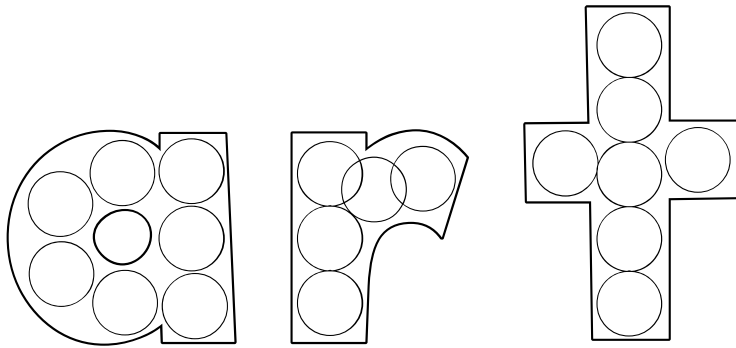
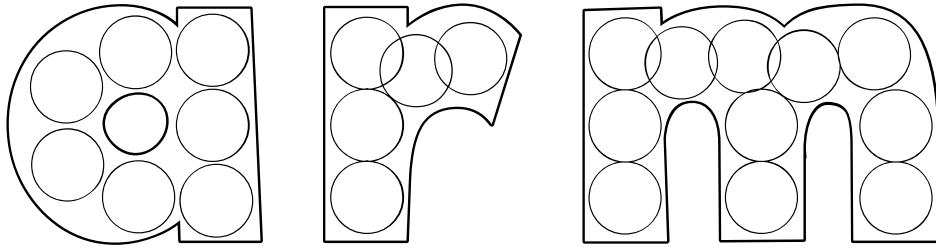
DOT IT

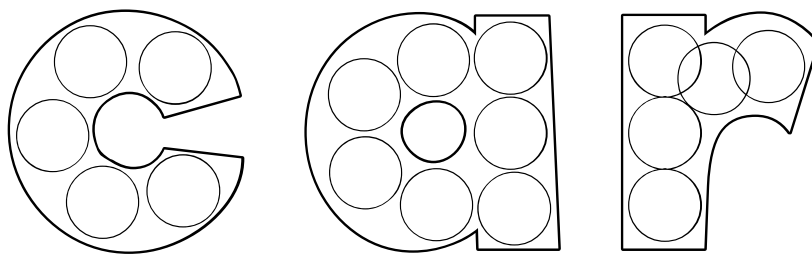
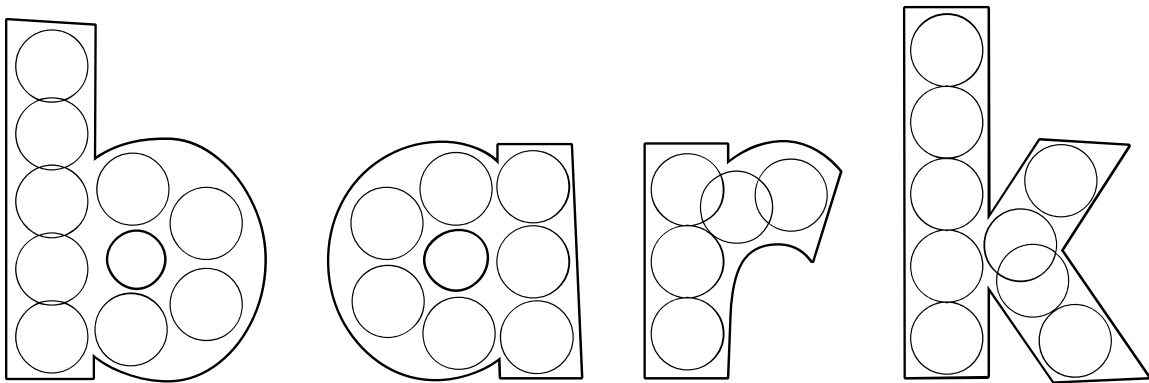
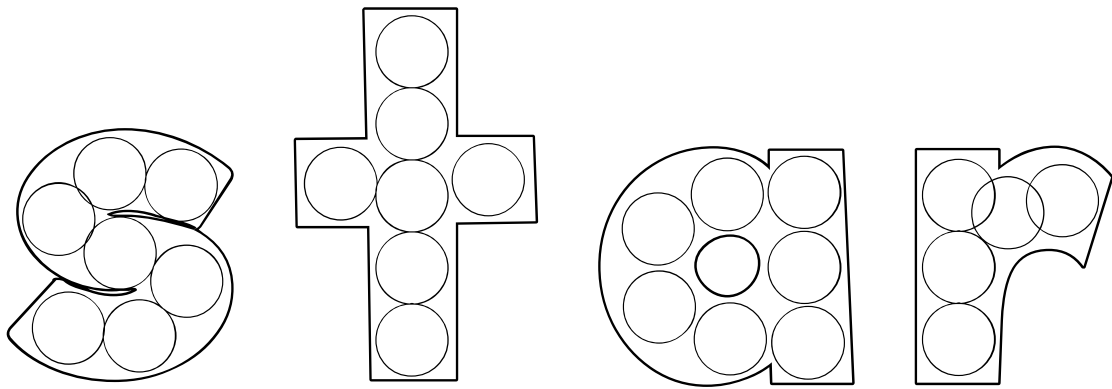
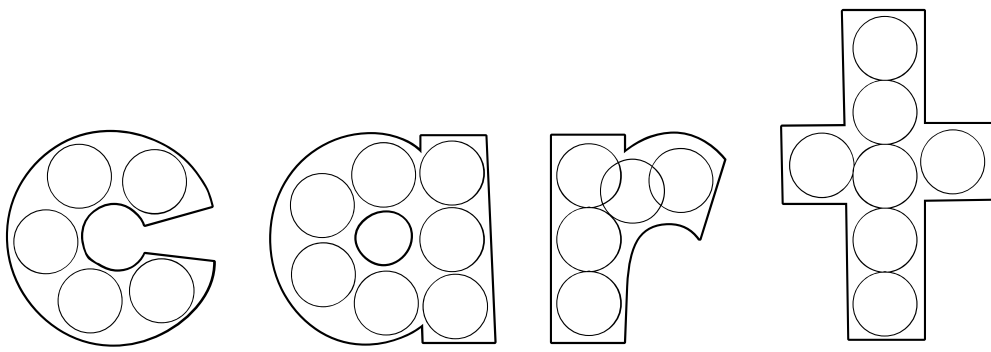



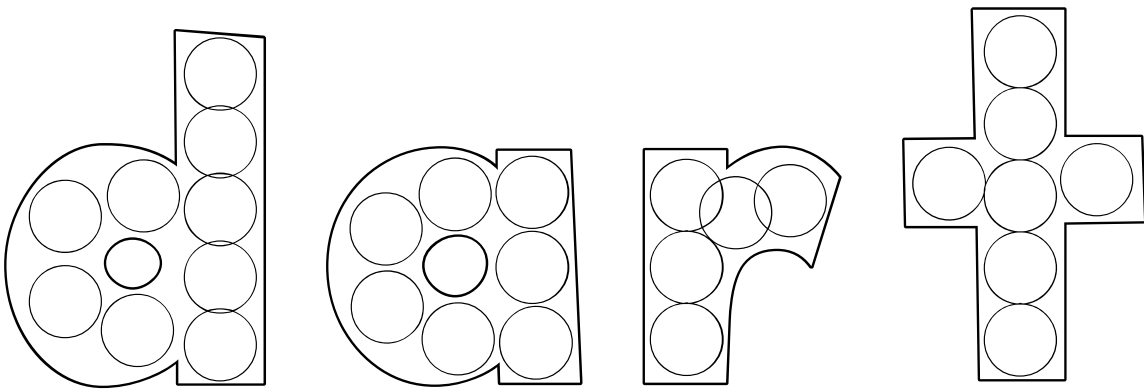

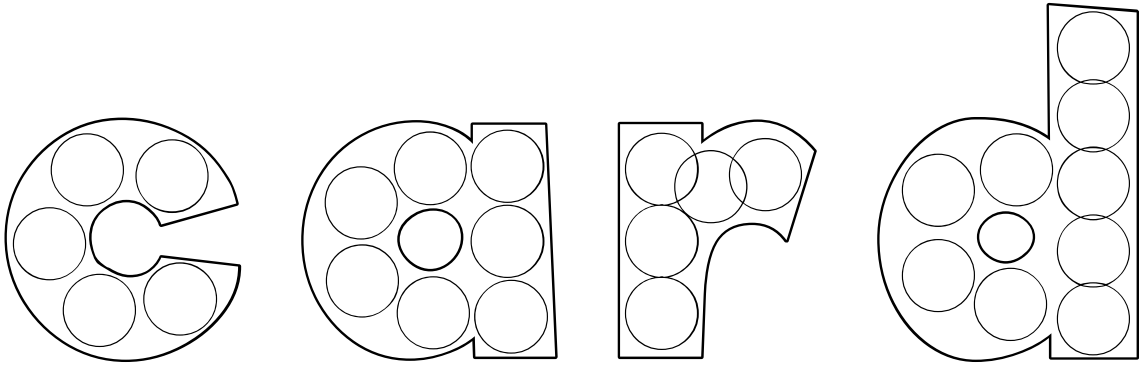
Name: _____

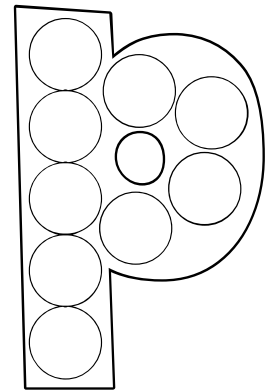
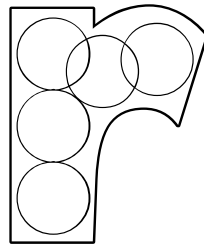
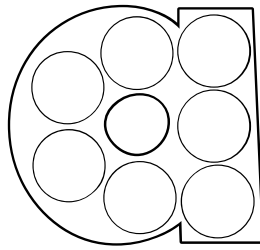
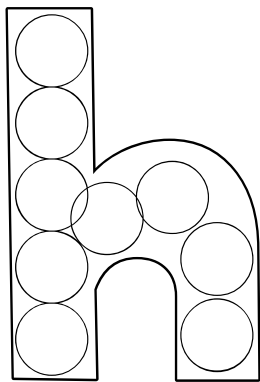
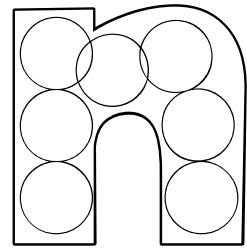
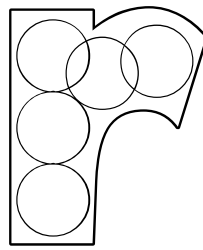
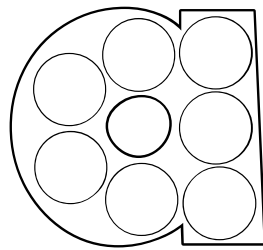
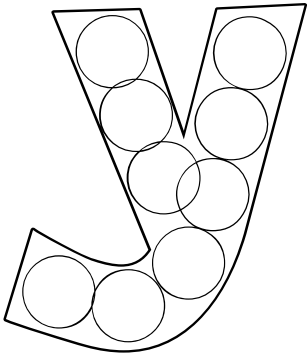
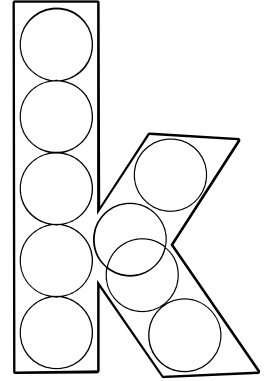
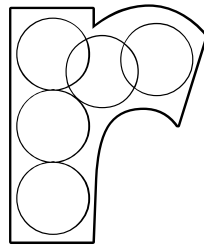
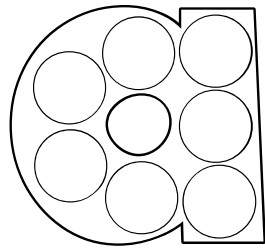
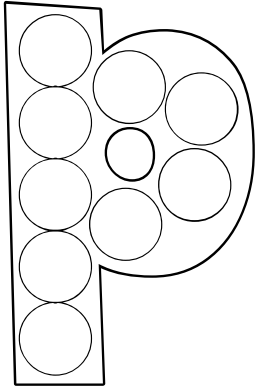
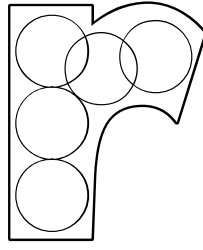
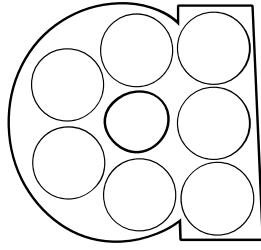
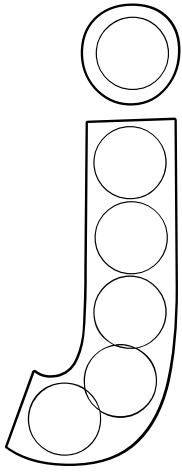
DOT IT



















































print 2 copies





print 2 copies




print 2 copies




print 2 copies



print 2 copies




print 2 copies



print 2 copies




print 2 copies



r-controlled ar




r-controlled ar



r-controlled ar



r-controlled ar



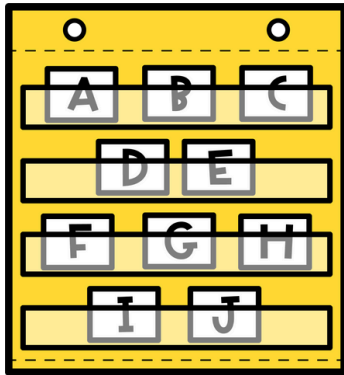
r-controlled ar



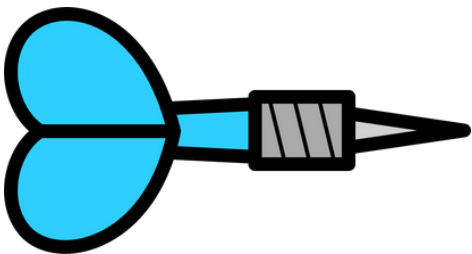
r-controlled ar




r-controlled ar



r-controlled ar



r-controlled ar




r-controlled ar



r-controlled ar



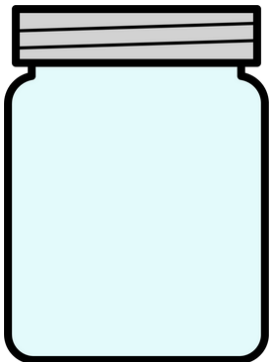
r-controlled ar




r-controlled ar




r-controlled ar




r-controlled ar



r-controlled ar



r-controlled ar



r-controlled ar




r-controlled ar




r-controlled ar



r-controlled ar



r-controlled ar




r-controlled ar

m




r-controlled ar

t




r-controlled ar

b



b

r-controlled ar



c

r-controlled ar



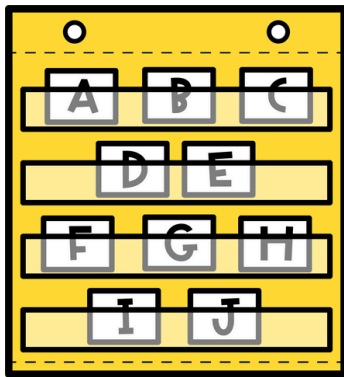
c

r-controlled ar



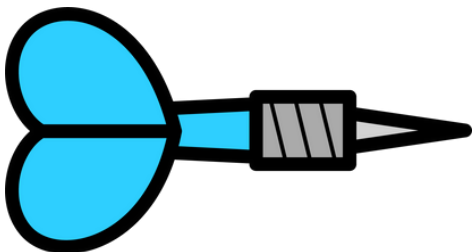
C

r-controlled ar




ch

r-controlled ar



d

r-controlled ar



f

r-controlled ar




f

r-controlled ar



g

r-controlled ar



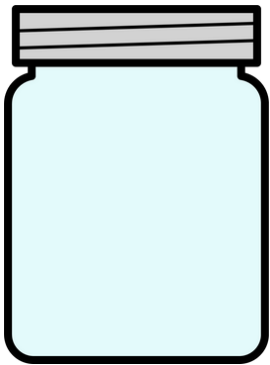
g

r-controlled ar




h

r-controlled ar




j

r-controlled ar




p

r-controlled ar



s

r-controlled ar



sh

r-controlled ar



S

r-controlled ar




t

r-controlled ar




y

r-controlled ar

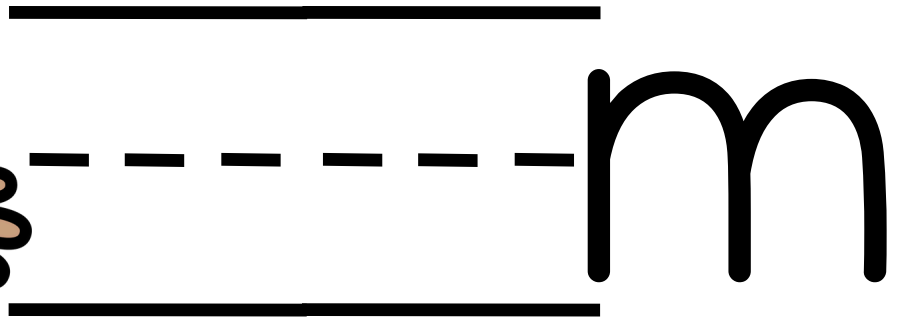


r-controlled ar

y



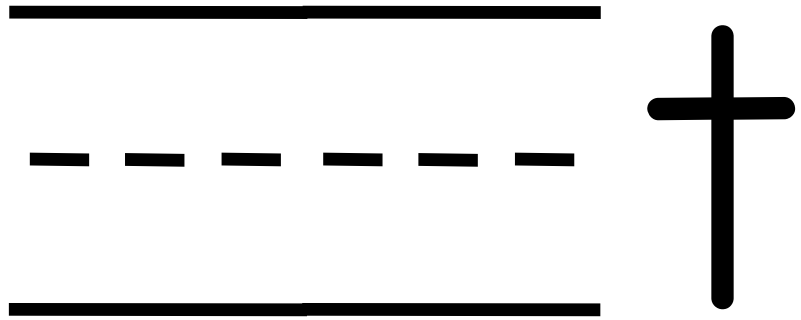
r-controlled ar




r-controlled ar



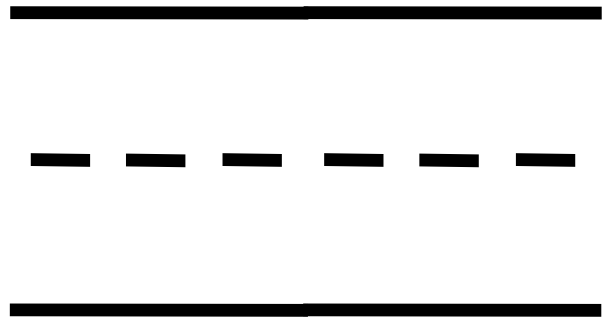

r-controlled ar




r-controlled ar

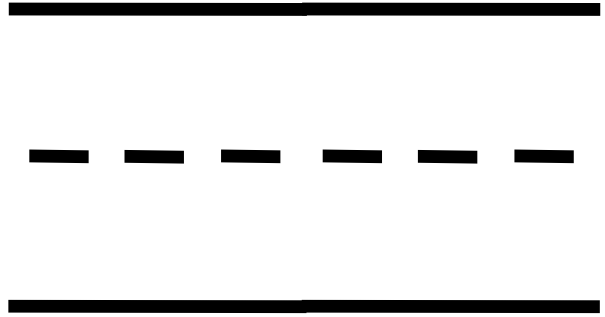


r-controlled ar






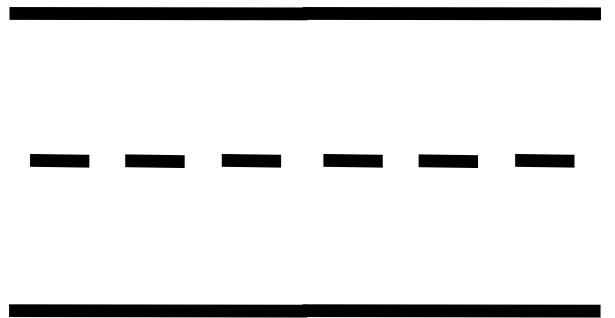
b



r-controlled ar



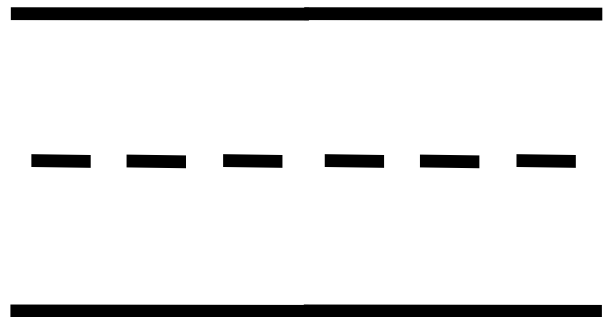
c



r-controlled ar



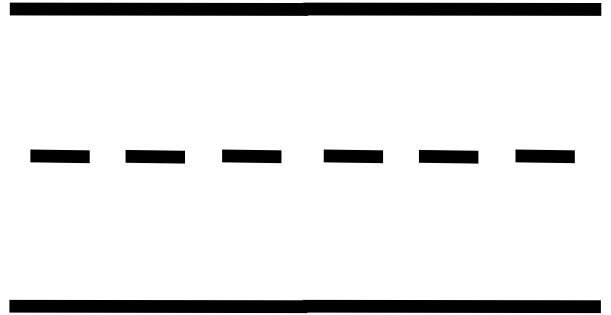
c



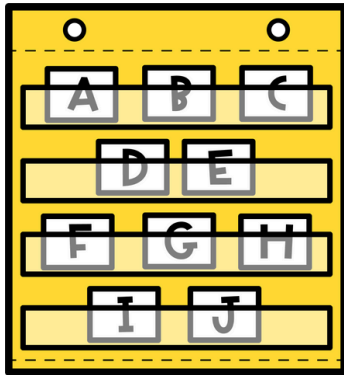
r-controlled ar



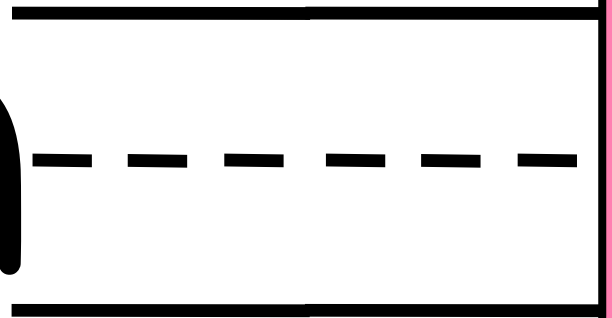
C



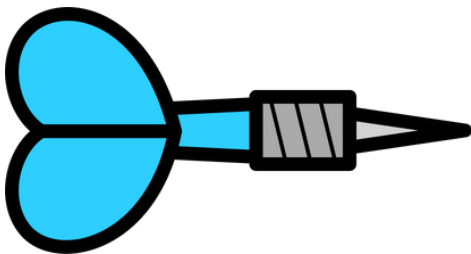
r-controlled ar



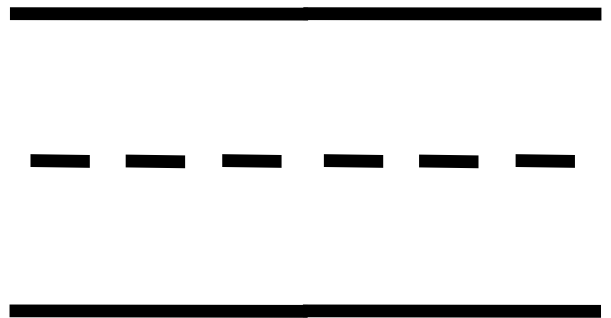
ch




r-controlled ar



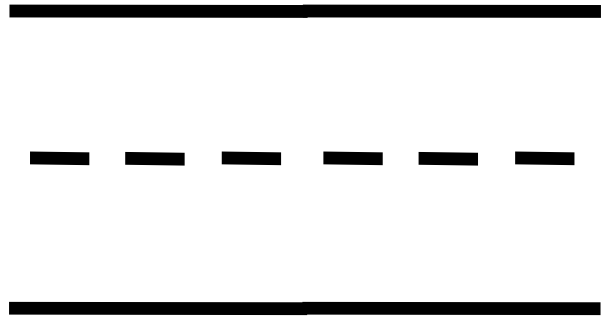
d



r-controlled ar



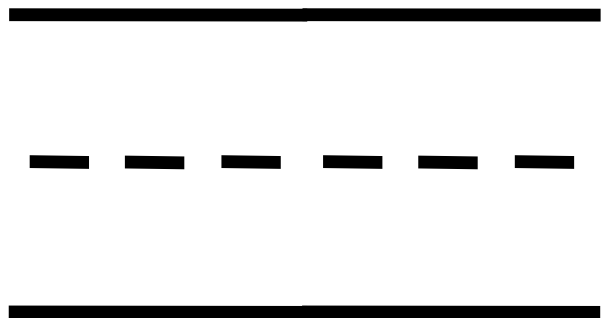
f



r-controlled ar



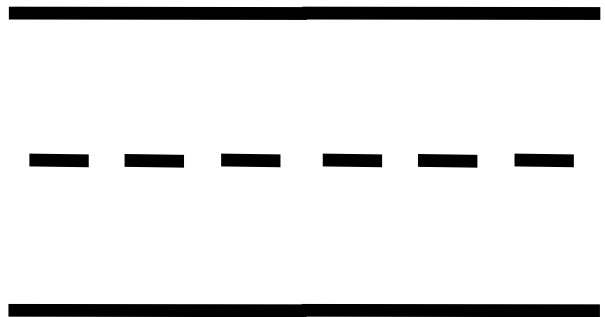
f




r-controlled ar



g

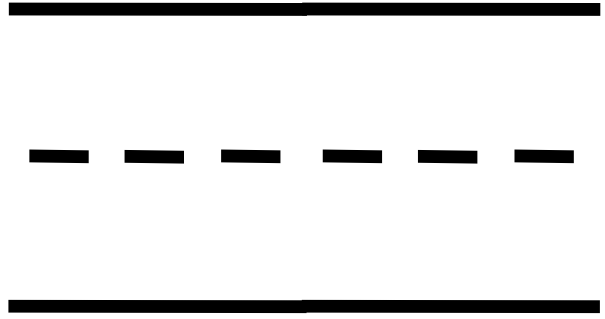


r-controlled ar



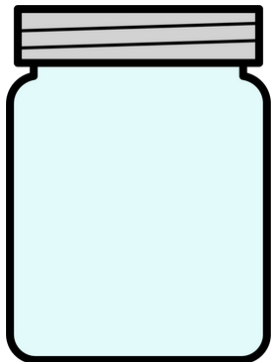
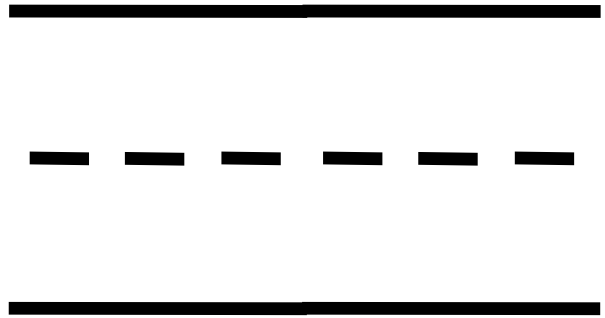
r-controlled ar

g



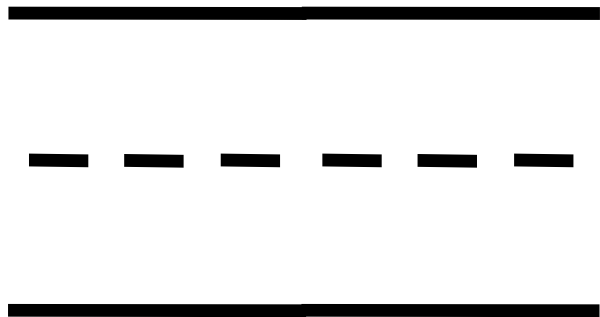
r-controlled ar


h



r-controlled ar


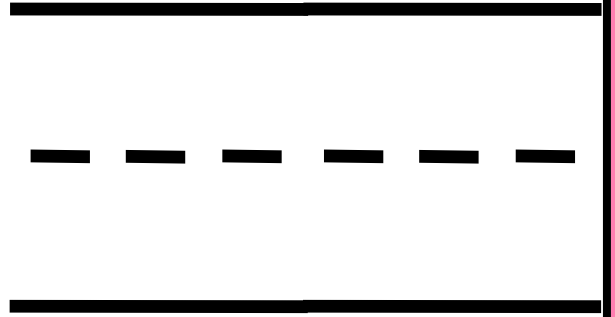
j






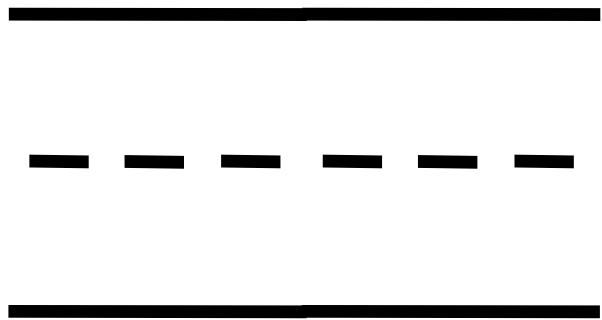
r-controlled ar

p



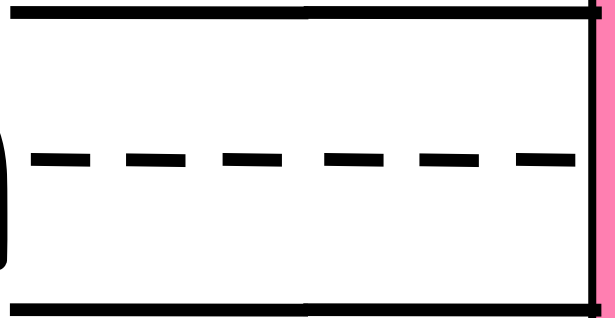
r-controlled ar

s



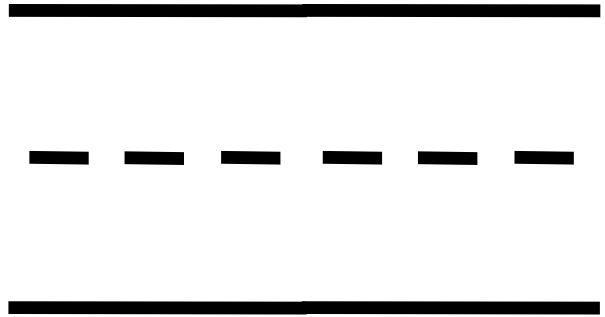
r-controlled ar

sh





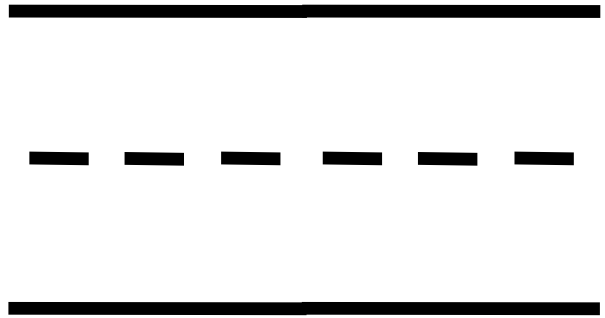
S



r-controlled ar



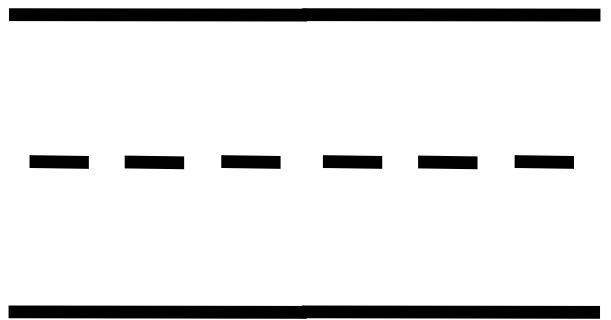
+




r-controlled ar



y

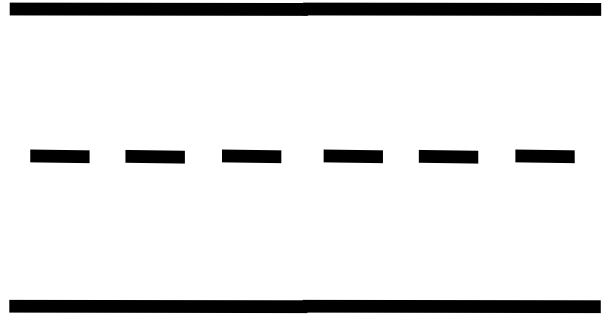



r-controlled ar



r-controlled ar

y






r-controlled ar

m



r-controlled ar


t



r-controlled ar

b


k



b

n

r-controlled ar



c

r-controlled ar



c

d

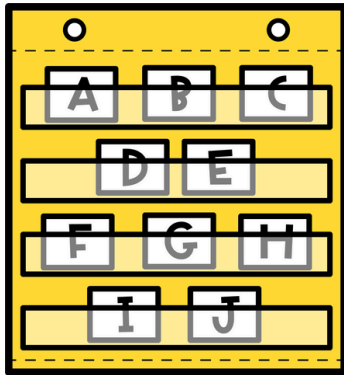
r-controlled ar



C

+

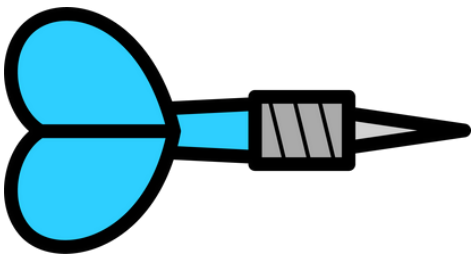
r-controlled ar



ch

+


r-controlled ar



d

+

r-controlled ar



f

r-controlled ar



f

m


r-controlled ar



g

den

r-controlled ar



r-controlled ar

g

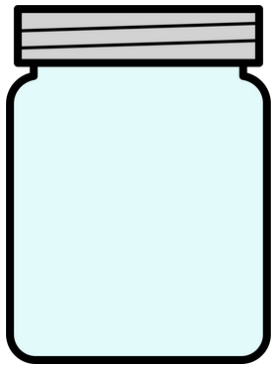
lic



r-controlled ar


h

p



r-controlled ar


j



p

k


r-controlled ar



sc

f

r-controlled ar



sh

k

r-controlled ar



st

r-controlled ar



t

get


r-controlled ar



y

d

r-controlled ar




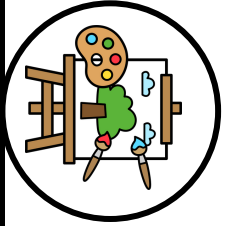



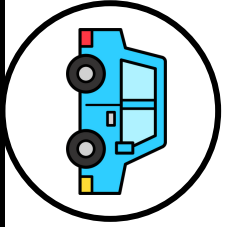




r-controlled ar




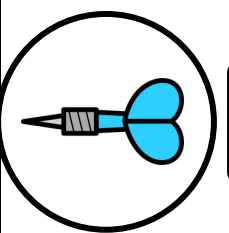
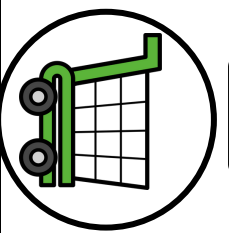





y


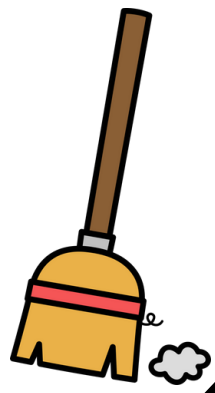

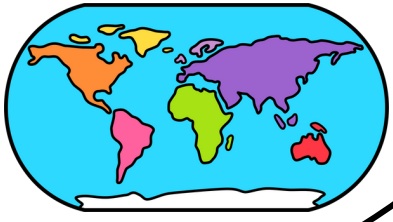



n

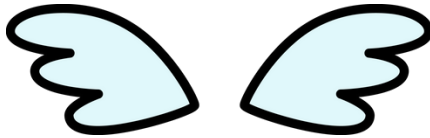

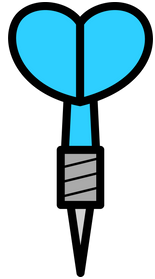


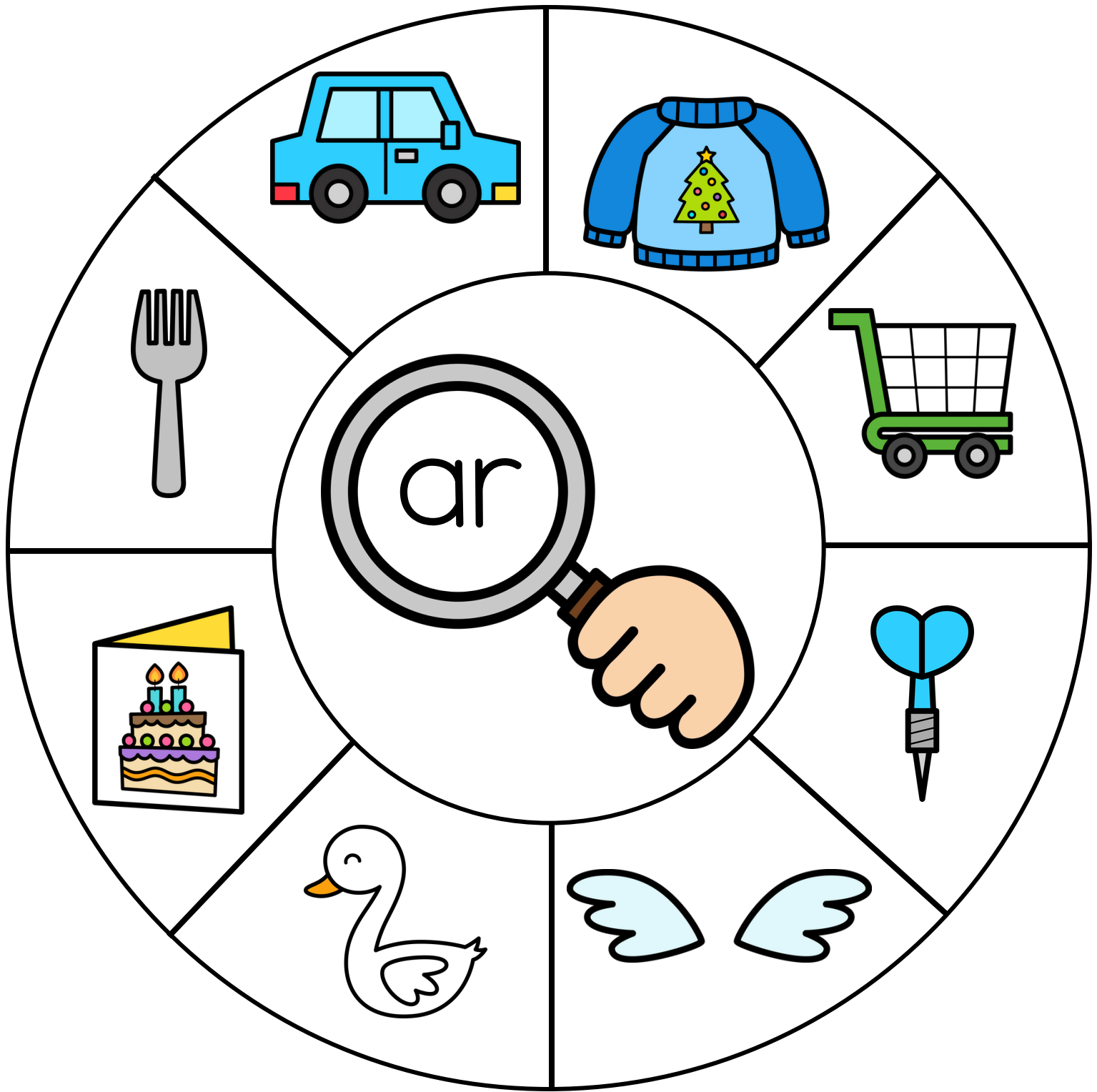
				orm
				or
				ork
				oro
				ort
				orn


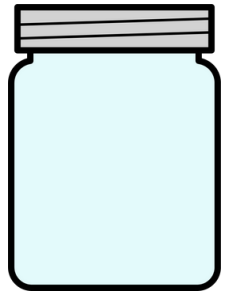





				form
				snork
				star
				cart
				dart
				jar

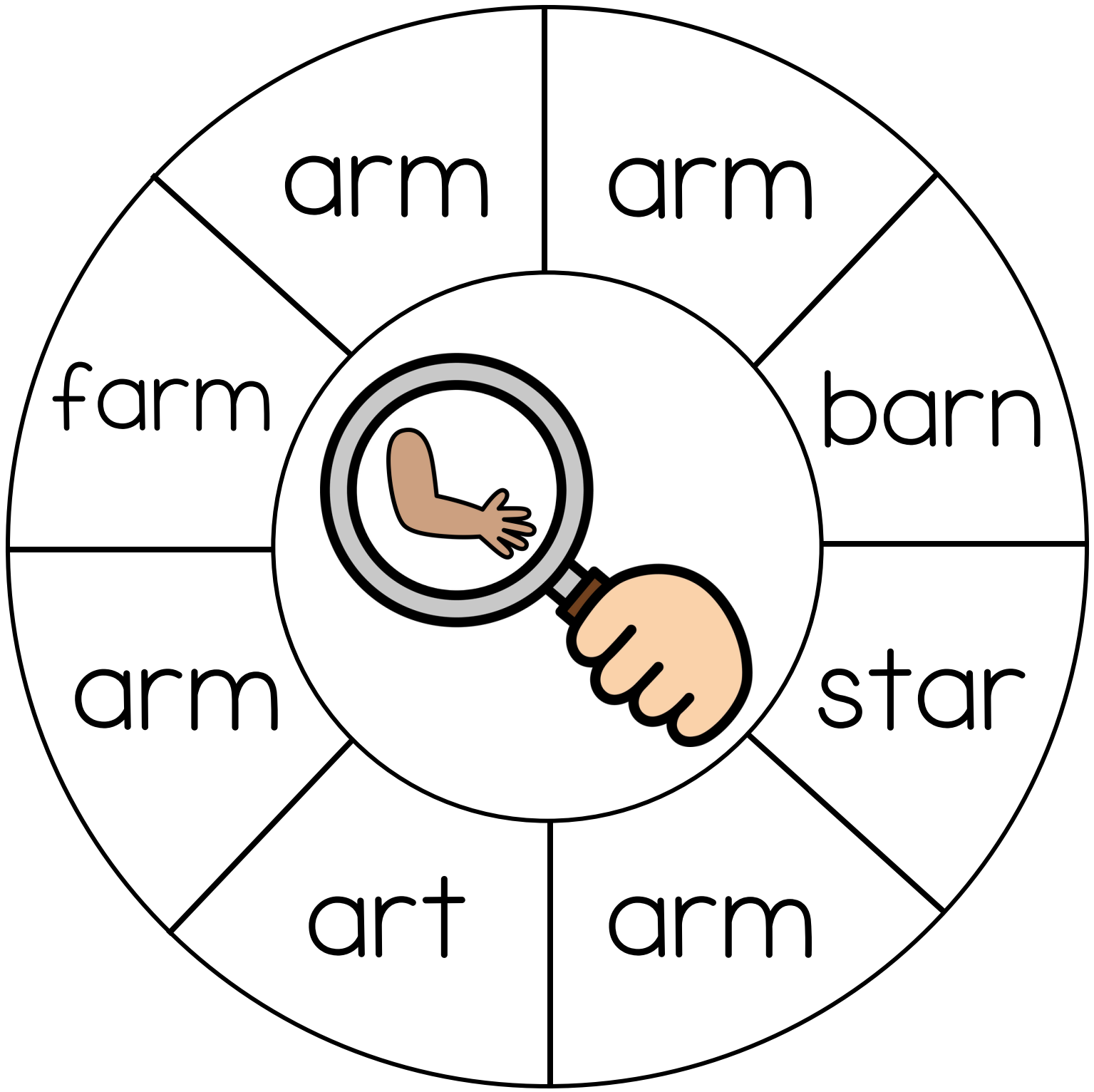








ar



arm

arm

farm

barn

arm

star

art

arm

art

arm

art


art

star

far

card

art



bark

cart

dart


bark

card

harp

bark

bark



farm

barn

far


card

barn

barn

arm

art



card

car

car


cart

arm

car

car

art



card

car

barn


cart

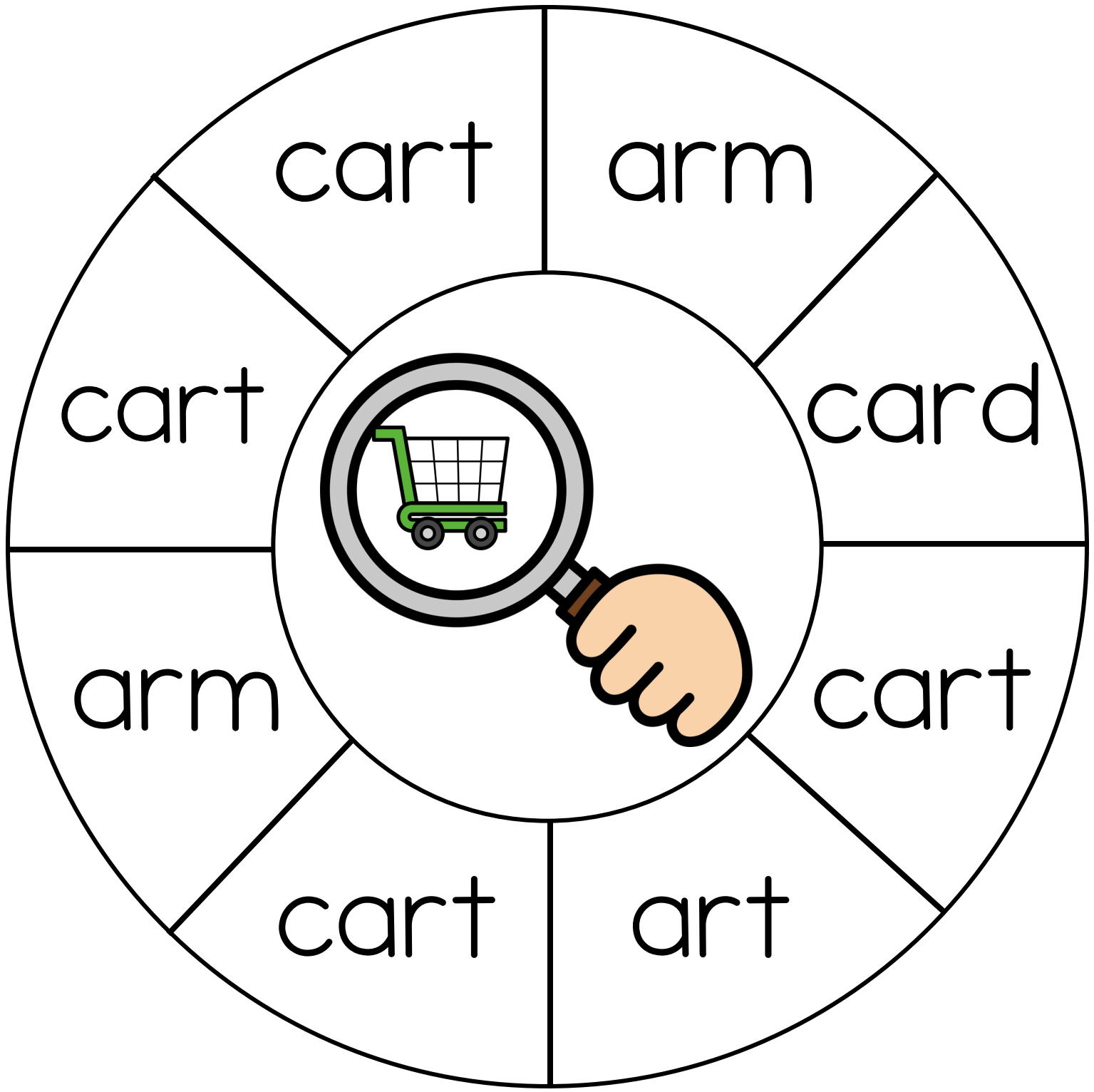
card

star

card

shark





cart

arm

cart


card

arm

cart

cart

art



dart

cart

farm

card

dart

dart

dart


art

jar

farm

farm

farm



harp

far

farm

barn

star

harp

art


jar

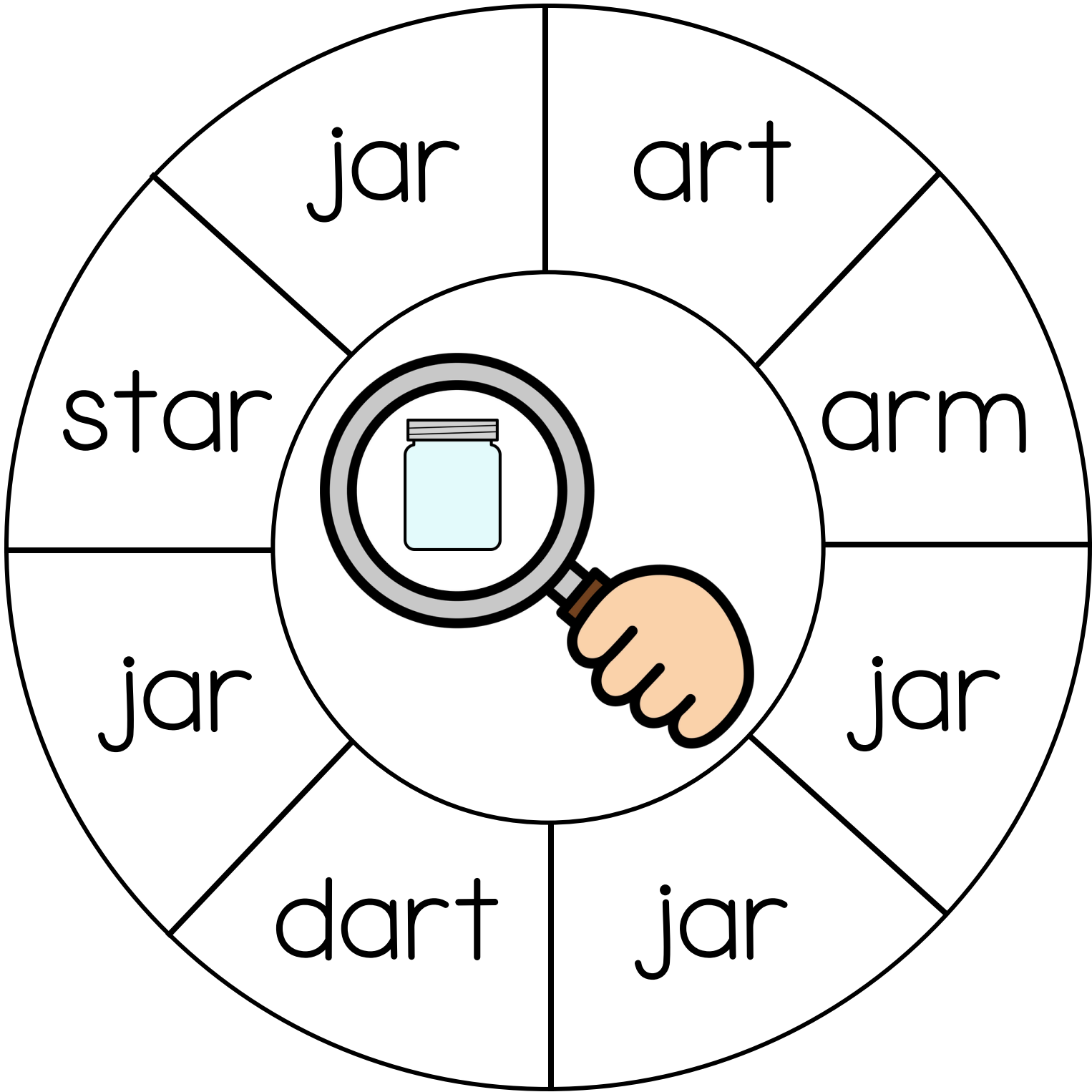
harp

far

arm

harp





jar

art

star

arm

jar

jar

dart


jar

shark

arm

shark

art



yarn

park

shark

harp

harp

park

yarn


art

park

park

star

arm



barn

star

star

shark

star

arm

art

star



farm

yarn

yarn


star

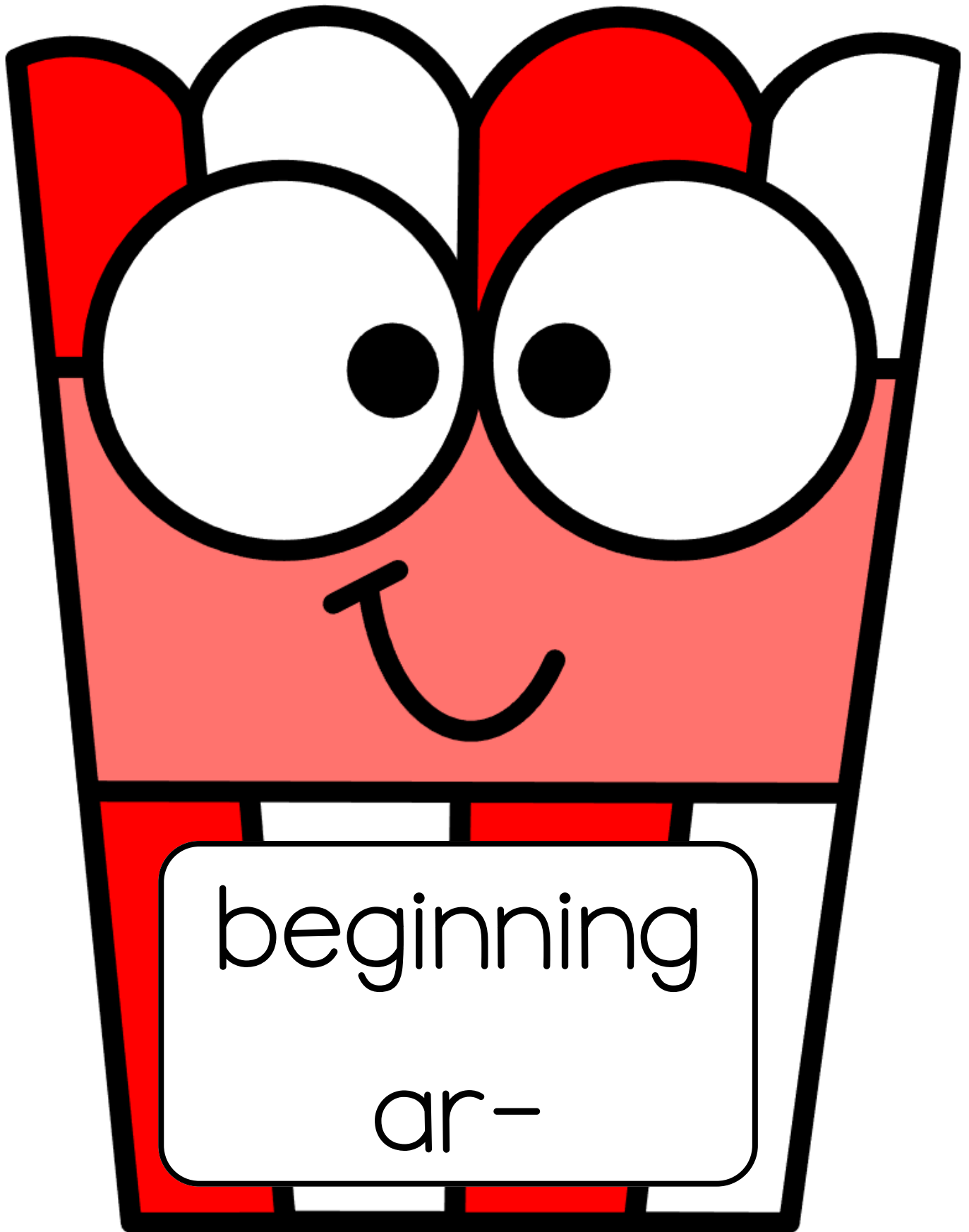
barn

yard

yarn

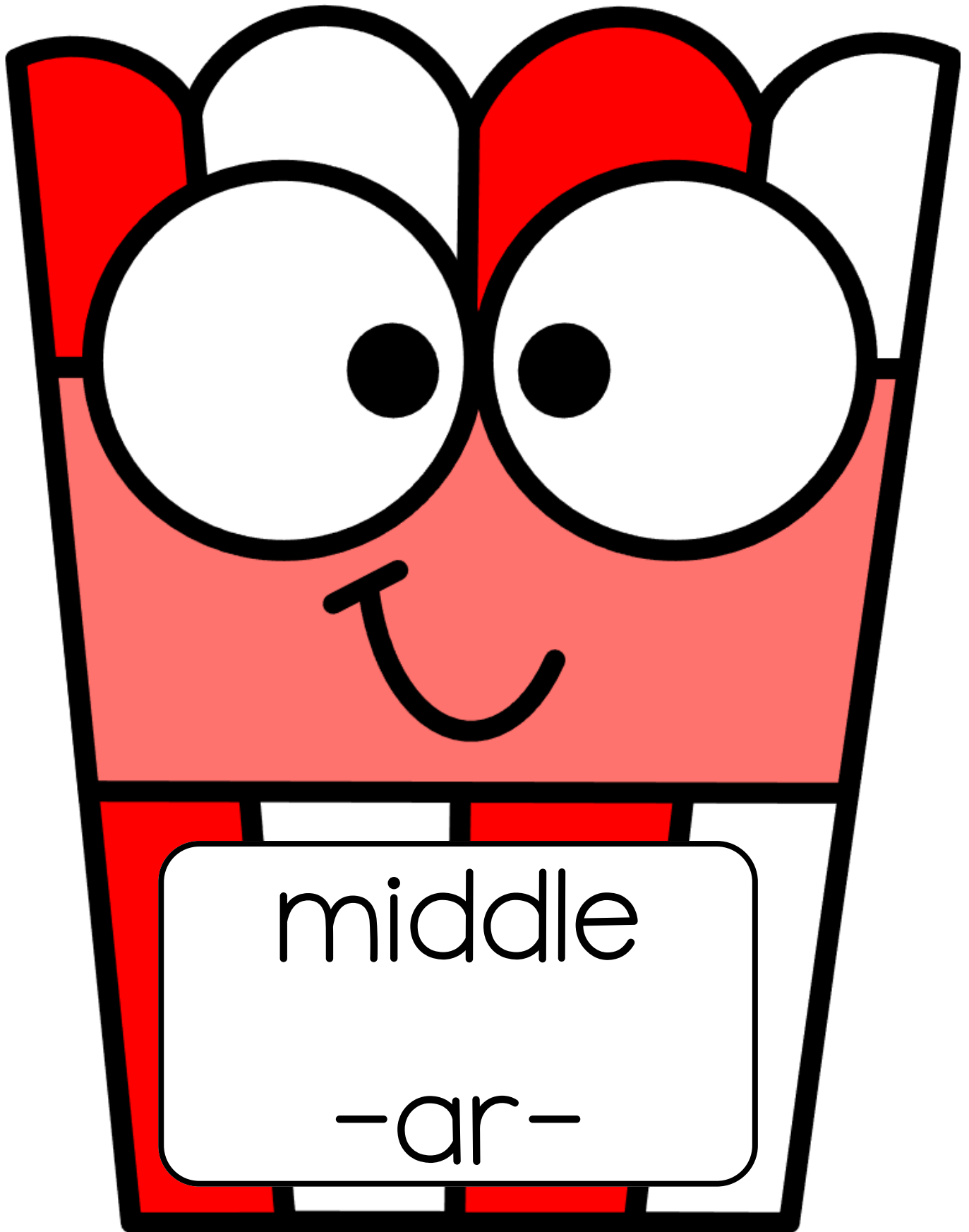
yarn





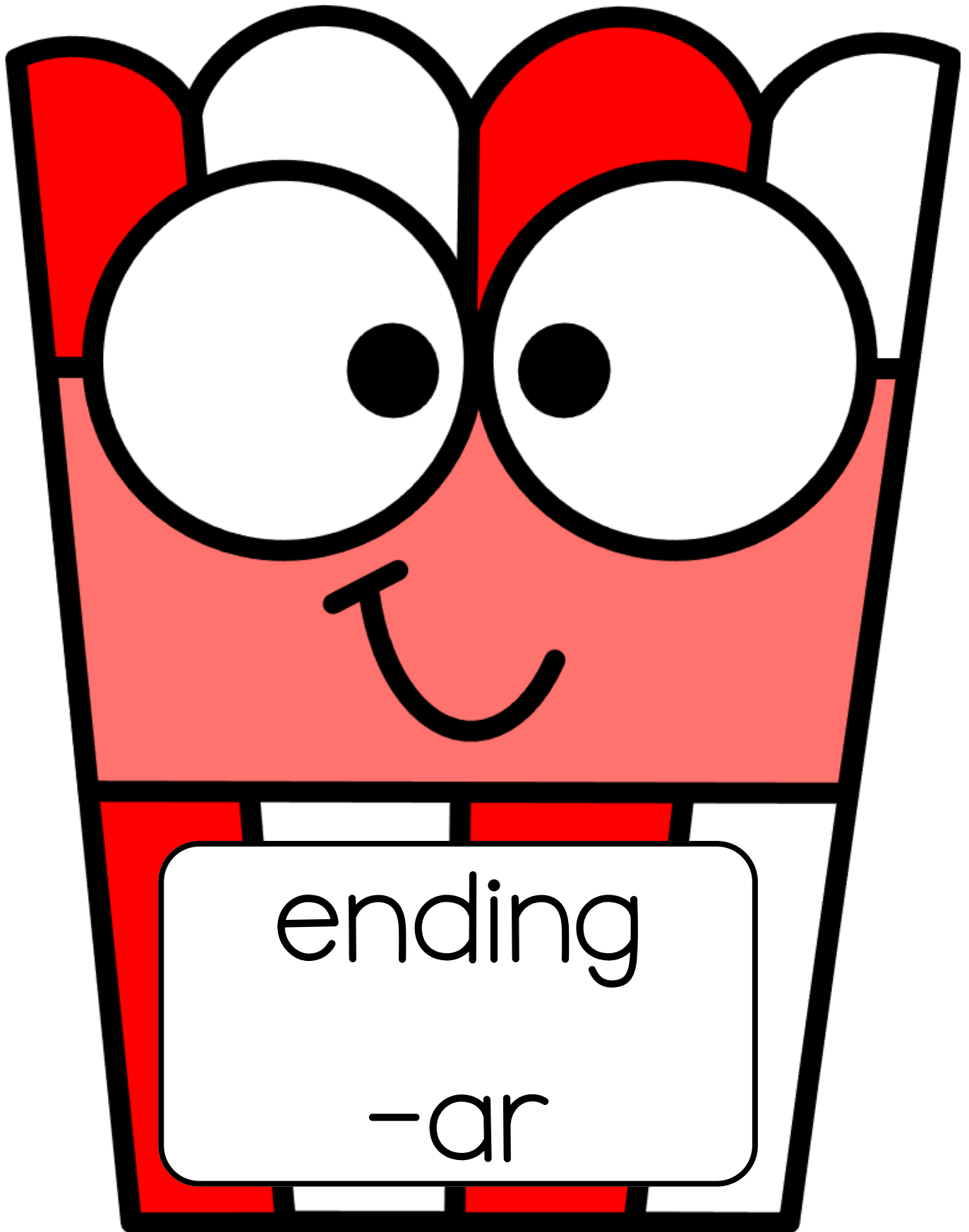
beginning

ar-









middle






-ar-







ending

-ar









arm



art



bark



barn



car



card



cart



chart



dart



farm



harp



jar



park









shark

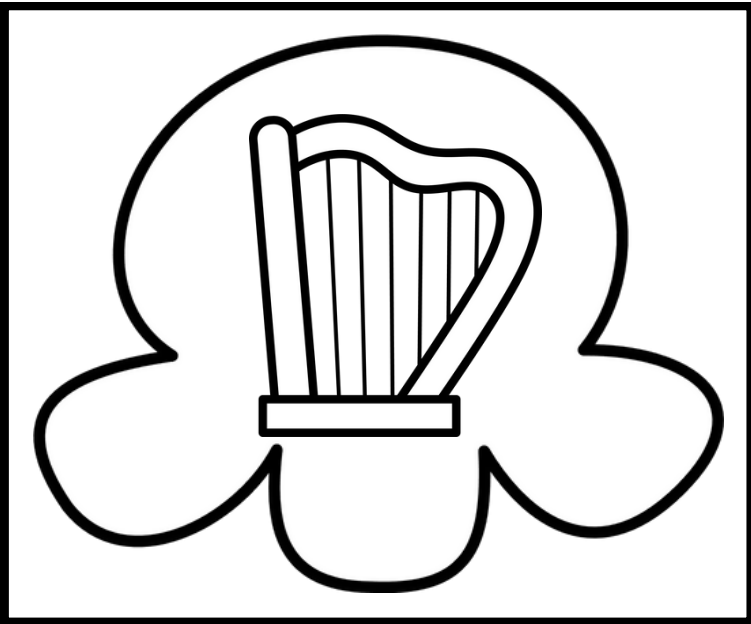



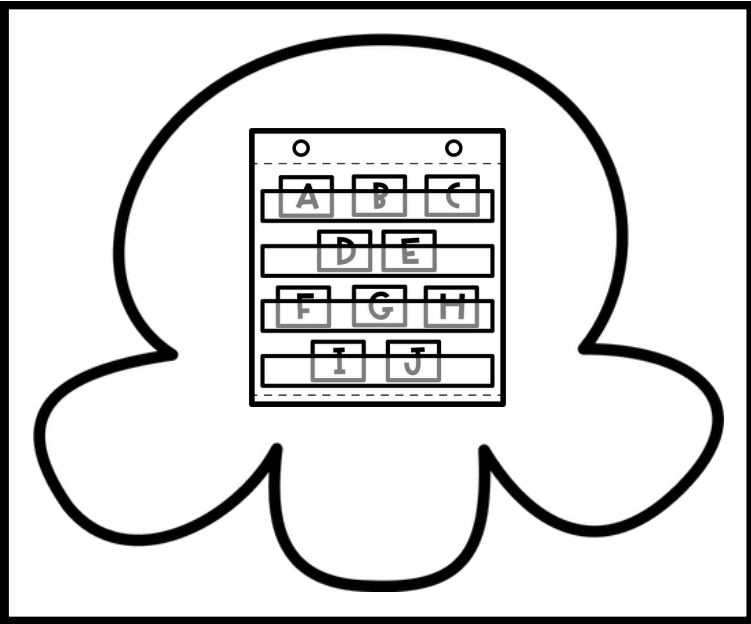







star



yarn









arm



art



bark



barn



car



card



cart



chart



dart



farm



harp



jar



park




shark





star





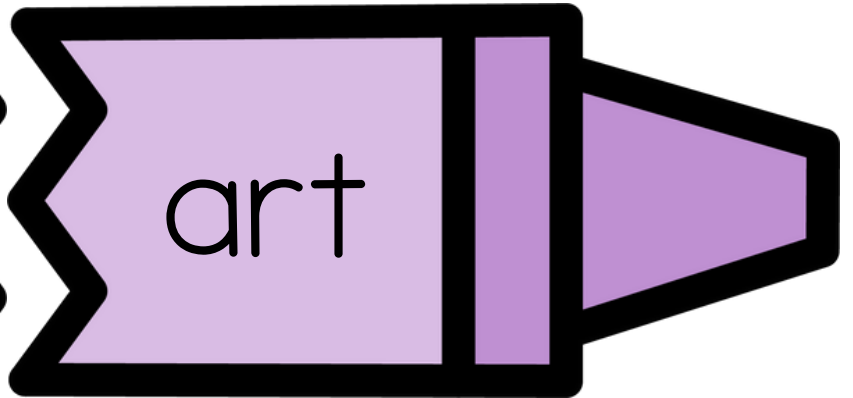

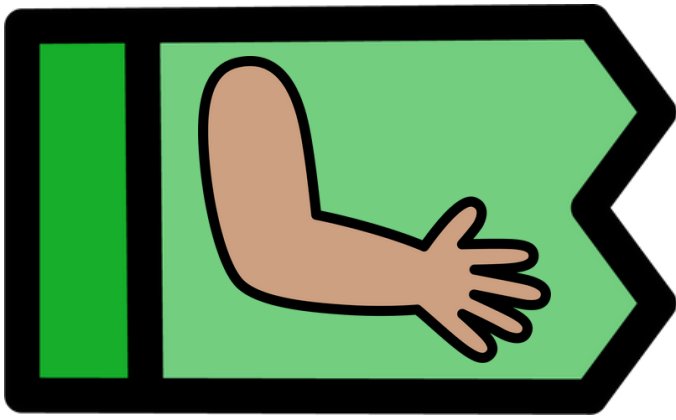



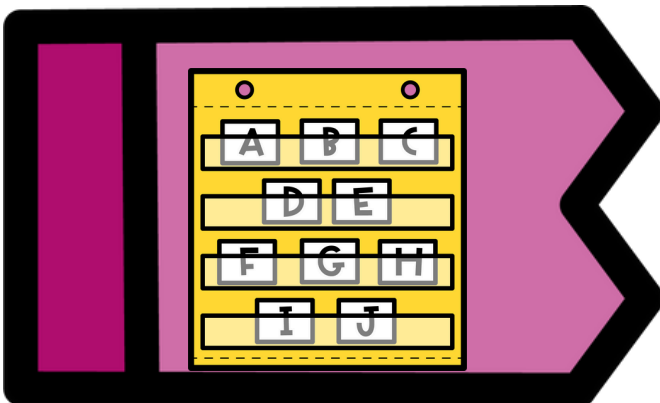

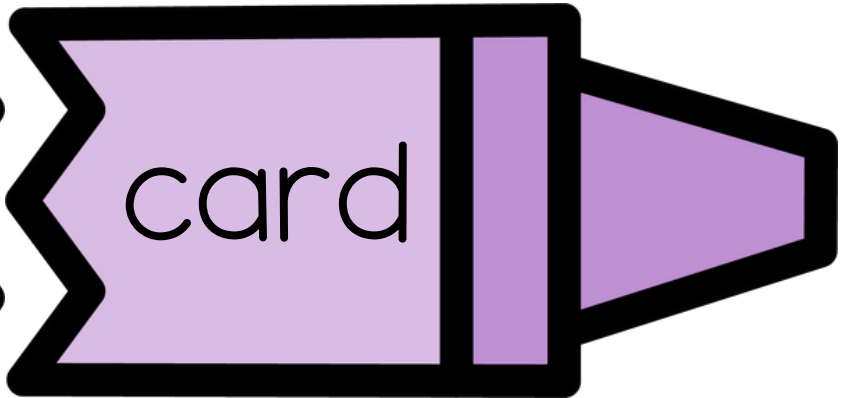

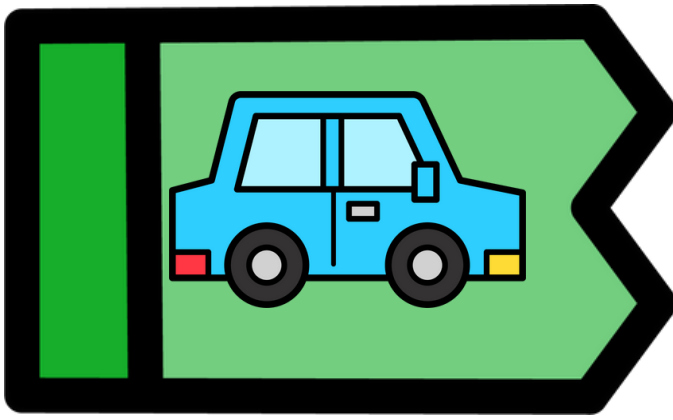
yarn















dart




farm




harp




jar




park







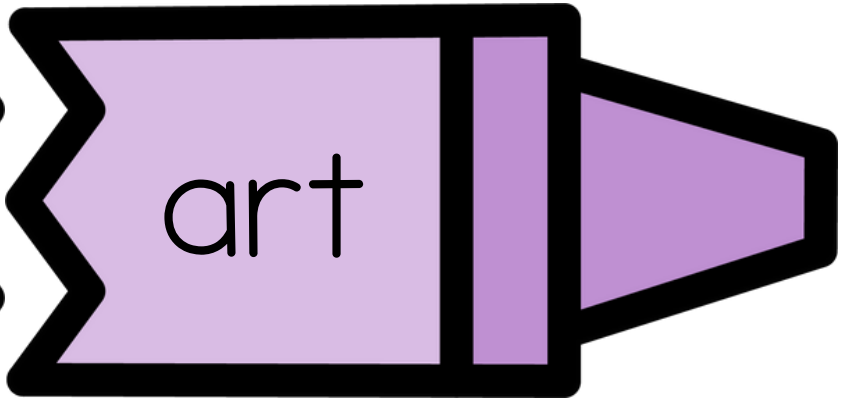



shark




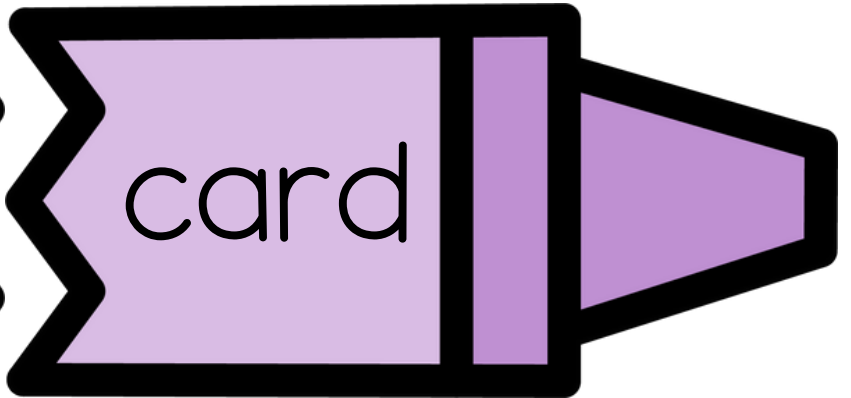

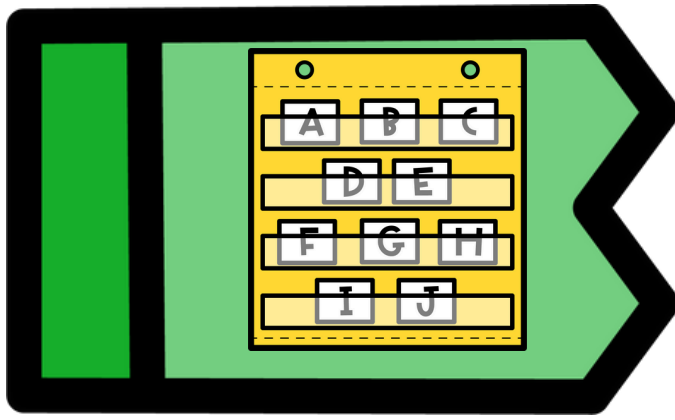



star




yarn








dart




farm




harp




jar




park







shark











star











yarn












































































ar m



ar t




b
ar
k



b ar n

• • •



→



c ar

• •

→



c ar d

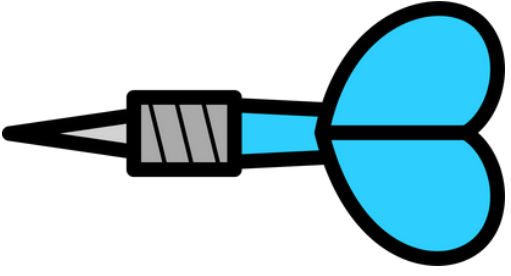
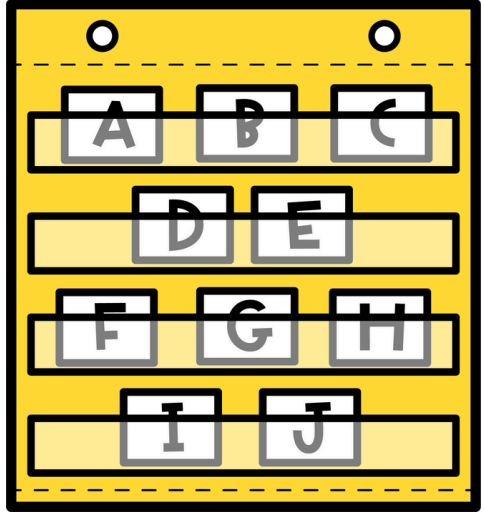

• • •

↓

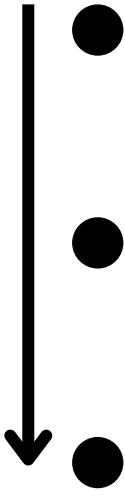
c ar t




ch ar t



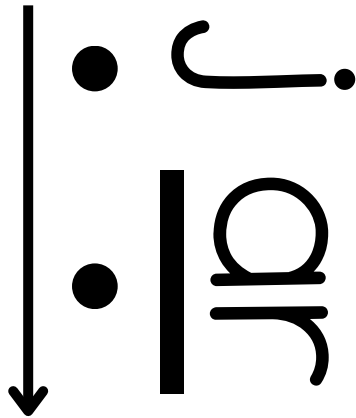
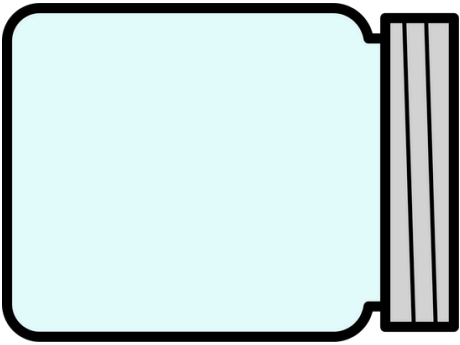

o ar t




f ar m





h ar p



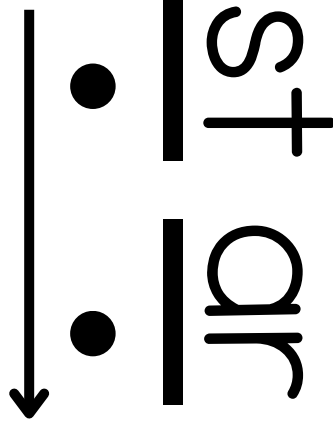
p ar k




sh ar k



st ar





y ar n



y ar d



UNICORN WORDS







1. Write the

word with a




white crayon.

2. Color the cloud

with a marker.







UNICORN WORDS



1. Write the word with a white crayon.

2. Paint the clouds.

clouds.



r-controlled ar

ar m



r-controlled ar

ar t



r-controlled ar

b ar k



r-controlled ar

b ar n



A tracing guide for the word 'ban'. The letters 'b', 'ar', and 'n' are shown in black. The 'ar' is highlighted in pink. A pink horizontal line is drawn under the 'ar'. A black dot is placed below the 'b', and a pink dot is placed below the 'ar'. A black arrow points to the right below the 'b'.



r-controlled ar

c ar



A tracing guide for the word 'car'. The letters 'c' and 'ar' are shown in black. The 'ar' is highlighted in pink. A pink horizontal line is drawn under the 'ar'. A black dot is placed below the 'c', and a pink dot is placed below the 'ar'. A black arrow points to the right below the 'c'.



r-controlled ar

c ar d



A tracing guide for the word 'card'. The letters 'c', 'ar', and 'd' are shown in black. The 'ar' is highlighted in pink. A pink horizontal line is drawn under the 'ar'. A black dot is placed below the 'c', a pink dot is placed below the 'ar', and a black dot is placed below the 'd'. A black arrow points to the right below the 'c'.



r-controlled ar

c

ar

t



r-controlled ar

ch

ar

t



r-controlled ar

d

ar

t



r-controlled ar

f ar m

A tracing guide for the word 'farm'. The letters 'f', 'ar', and 'm' are shown in a simple, bold font. The 'ar' is highlighted in pink. A horizontal pink line is drawn under the 'ar' with a pink dot below it. A black dot is placed below the 'f' and another below the 'm'. A long black arrow points from left to right across the bottom of the letters.

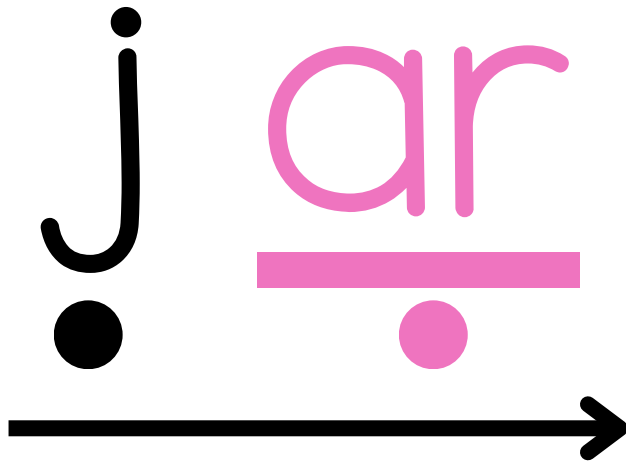
r-controlled ar

h ar p

A tracing guide for the word 'harp'. The letters 'h', 'ar', and 'p' are shown in a simple, bold font. The 'ar' is highlighted in pink. A horizontal pink line is drawn under the 'ar' with a pink dot below it. A black dot is placed below the 'h' and another below the 'p'. A long black arrow points from left to right across the bottom of the letters.

r-controlled ar

j ar

A tracing guide for the word 'jar'. The letters 'j' and 'ar' are shown in a simple, bold font. The 'ar' is highlighted in pink. A horizontal pink line is drawn under the 'ar' with a pink dot below it. A black dot is placed below the 'j'. A long black arrow points from left to right across the bottom of the letters.

r-controlled ar

p

ar

k



r-controlled ar

sh

ar

k



r-controlled ar

st

ar




r-controlled ar

y ar n




BUILD IT!

1. Pick a card.




2. Use your legos to
build the word.



BUILD IT!


1. Pick a card.



2. Use your snap cubes to
build the word.



DOT IT!




1. Dip your Q-tip in the paint.
2. Dot the word until every dot is filled.

SMASH IT!

1. Put a ball of playdough under the words.

2. Using your fist, smash the playdough as you say the word.



SECRET WORDS

1. Say the name of the picture and its beginning sound.



2. Put the letter tile in the box.




3. Repeat for the other pictures.

Read the word.



GRAB IT!


1. Pick a card and put it in the rectangle.



2. Using the tweezers, grab the letters to spell the word.



3. Place the letters on the keyboard.




PUNCH IT!

1. Use the hole puncher to punch the words.




TYPING

1. Pick a card and put it in the rectangle.




2. Using the keyboard, type the word.



STICK IT!

1. Pick a card.




2. Write the word using stickers.




BUILD IT, MAKE IT, WRITE IT

1. Build the word.

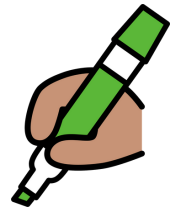


2. Roll out the playdough and make



the word.

3. Using a marker, write the word.




4. Erase the marker when done.



SHARK BAIT


1. Using your magnet, grab a shark from the water.



2. Read the sight word.




3. Tell your partner a sentence using that word.



4. Keep the shark if you can read it and use it in a sentence.

STAR MATCH

1. Place the stars upside down so you can't see the words.
2. Taking turns, pick up two stars. Read the words. 
If the words match, keep the stars. If they do not match, put them back.
3. Whoever has more stars at the end wins!



SPELL IT!

1. Look at the picture. Say the name of the picture.



2. Spell the word using your letters.

SPELL IT!

1. Look at the picture. Say the name of the picture.



2. Fill in the missing letters.

ROLL IT!

1. Take turns with your partner rolling the die.



2. Write the word in the correct row, starting with tracing the word.




3. Continue until one word wins.




CLIP IT!

1. Clip the pictures that follow the phonics pattern.



CLIP IT!

1. Clip the words that match the picture.




POP IT!

1. Match the popcorn to the

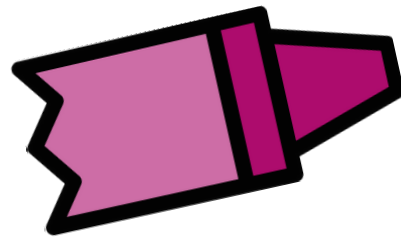
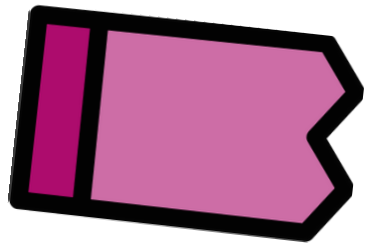


correct bucket.




FEED ME!

1. Match the picture to the word.




2. Then, feed the sharks!




FEED ME!

1. Feed the sharks the correct words.




FEED ME!

1. Feed the sharks the correct pictures.



MYSTERY WORD


1. Read the word.



2. Pick up the sticky note to check your answer.

MYSTERY WORD


1. Read the word.



2. Pull the card out to check your answer.

UNICORN WORDS

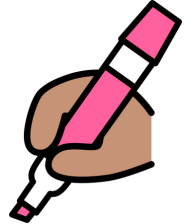
1. Pick a card.



2. Read the word and write it in a cloud with a white crayon.




3. Use a marker to color the cloud.



UNICORN WORDS

1. Pick a card.



2. Read the word and write it in a cloud with a white crayon.



3. Paint the clouds.

